





Blank rectangular box for labeling.




Blank rectangular box for labeling.




Blank rectangular box for labeling.



Blank rectangular box for labeling.




Blank rectangular box for labeling.




Blank rectangular box for labeling.




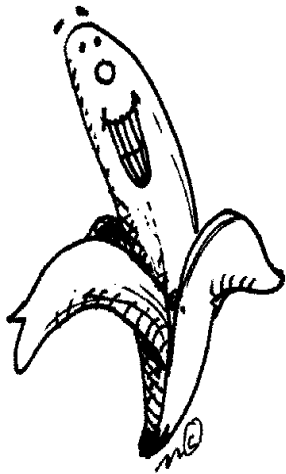



Blank rectangular box for labeling.



Blank rectangular box for labeling.



Blank rectangular box for labeling.



Take a banana.

Take a banana.

Take a banana.

Rotten Bananas (Sight Words)

Directions: Cut bananas out of yellow paper. Print a sight word on each. Color some bananas brown on one side instead of writing a word. Put all bananas in a can. Pass the can. Students take turns reading drawing a card and reading the word. If they get it right they may keep it. The can moves to the next person even if they get it right. Game continues until someone gets a rotten banana. Then everyone counts his or her cards. The person with the most is the winner.