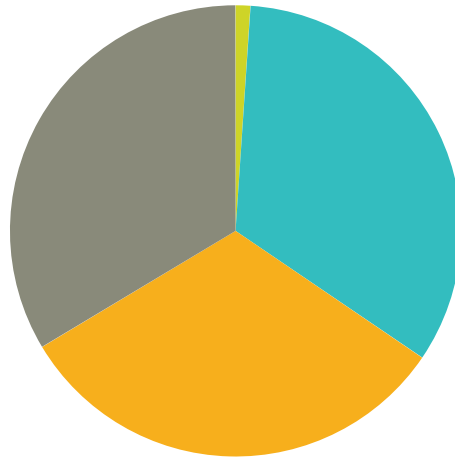


# District Facilities Survey

## Q1 I am a (choose one best answer):

Answered: 655 Skipped: 0



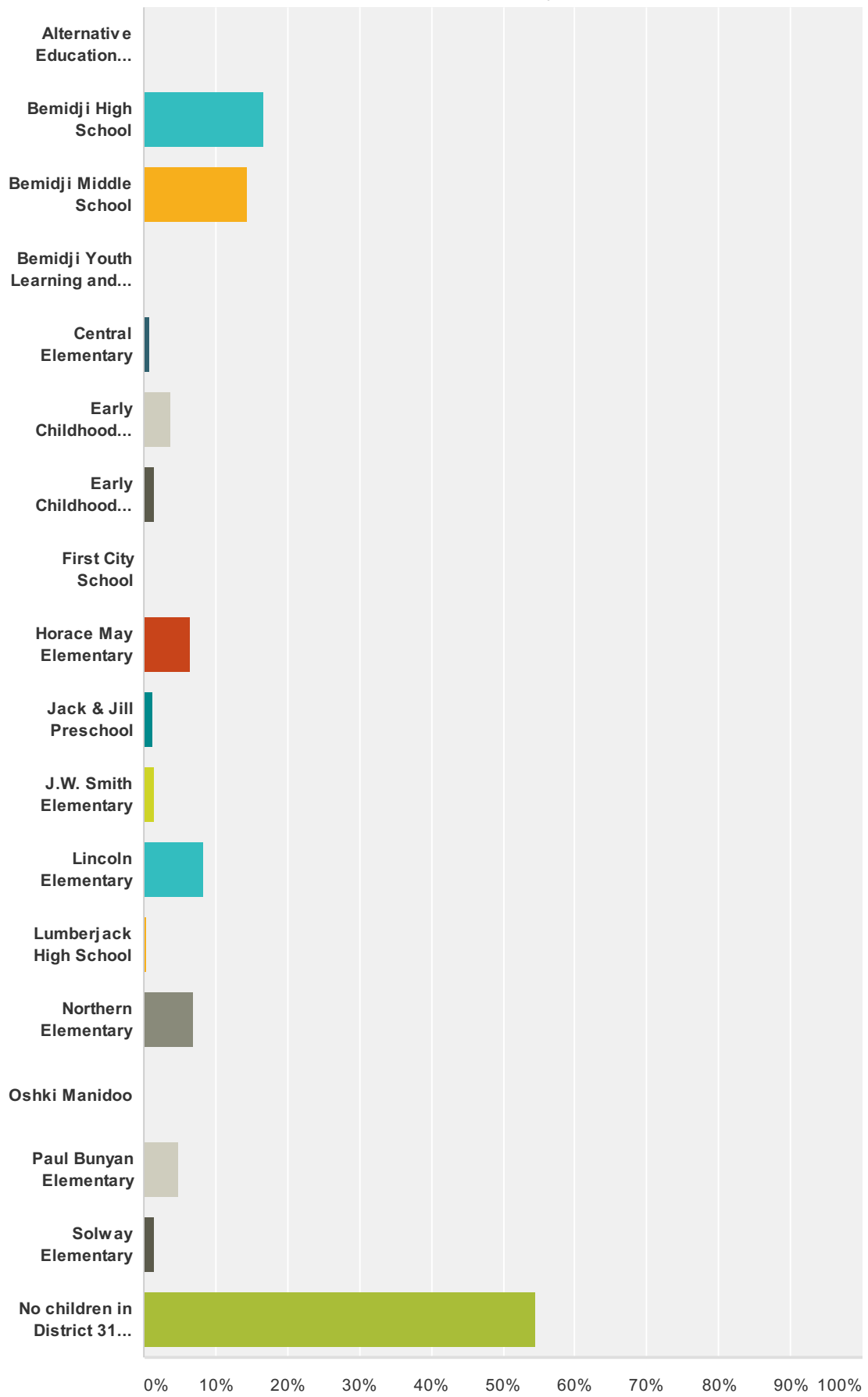
■ Student ■ Parent ■ Community Member ■ School District Staff Member

| Answer Choices               | Responses |            |
|------------------------------|-----------|------------|
| Student                      | 1.07%     | 7          |
| Parent                       | 33.44%    | 219        |
| Community Member             | 31.91%    | 209        |
| School District Staff Member | 33.59%    | 220        |
| <b>Total</b>                 |           | <b>655</b> |

**Q2 I have children currently attending the following school/schools:**

Answered: 655 Skipped: 0

# District Facilities Survey



| Answer Choices               | Responses |
|------------------------------|-----------|
| Alternative Education Center | 0.15% 1   |

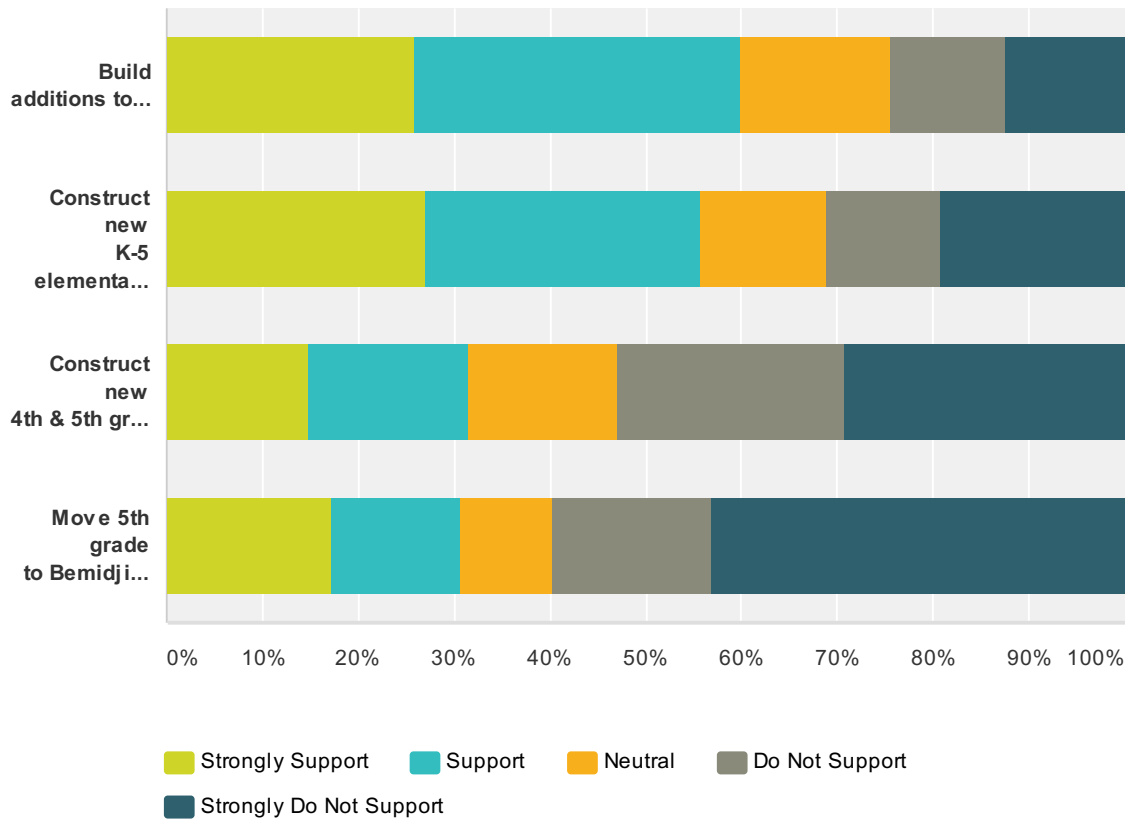
## District Facilities Survey

|                                    |               |     |
|------------------------------------|---------------|-----|
| Bemidji High School                | <b>16.64%</b> | 109 |
| Bemidji Middle School              | <b>14.50%</b> | 95  |
| Bemidji Youth Learning and Working | <b>0.00%</b>  | 0   |
| Central Elementary                 | <b>0.92%</b>  | 6   |
| Early Childhood Family Education   | <b>3.82%</b>  | 25  |
| Early Childhood Special Education  | <b>1.37%</b>  | 9   |
| First City School                  | <b>0.00%</b>  | 0   |
| Horace May Elementary              | <b>6.41%</b>  | 42  |
| Jack & Jill Preschool              | <b>1.22%</b>  | 8   |
| J.W. Smith Elementary              | <b>1.53%</b>  | 10  |
| Lincoln Elementary                 | <b>8.40%</b>  | 55  |
| Lumberjack High School             | <b>0.46%</b>  | 3   |
| Northern Elementary                | <b>6.87%</b>  | 45  |
| Oshki Manidoo                      | <b>0.15%</b>  | 1   |
| Paul Bunyan Elementary             | <b>4.73%</b>  | 31  |
| Solway Elementary                  | <b>1.53%</b>  | 10  |
| No children in District 31 schools | <b>54.50%</b> | 357 |
| <b>Total Respondents: 655</b>      |               |     |

# District Facilities Survey

**Q3** During our listening sessions the past several months, it was clear that our stakeholders feel strongly the district's biggest issue is to address elementary growth. Several solutions were identified to address this challenge. We would like your input on how you feel about some of these potential solutions. Please select the appropriate response for each potential solution.

Answered: 651 Skipped: 4

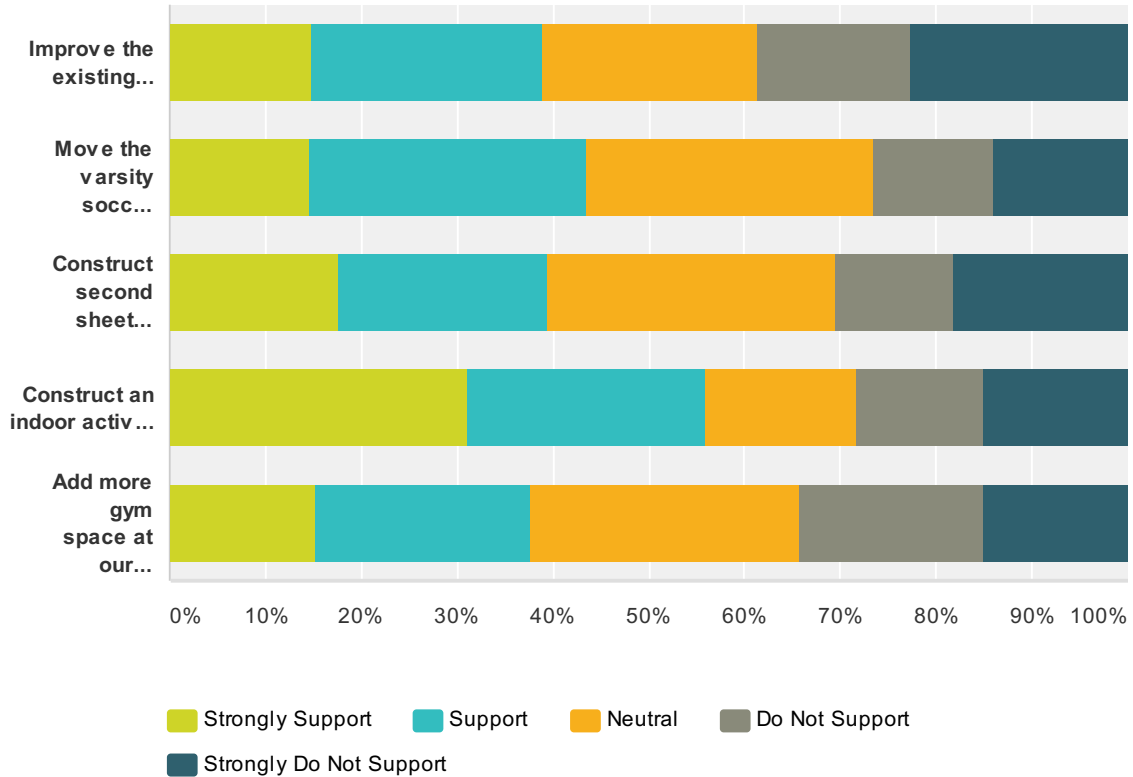


|  | Strongly Support | Support       | Neutral      | Do Not Support | Strongly Do Not Support | Total | Average Rating |
|--|------------------|---------------|--------------|----------------|-------------------------|-------|----------------|
| Build additions to existing elementary school buildings where possible.                      | 25.81%<br>160    | 34.19%<br>212 | 15.65%<br>97 | 11.94%<br>74   | 12.42%<br>77            | 620   | 3.49           |
| Construct new K-5 elementary school and redraw existing elementary school boundaries.        | 27.05%<br>168    | 28.66%<br>178 | 13.20%<br>82 | 11.92%<br>74   | 19.16%<br>119           | 621   | 3.33           |
| Construct new 4th & 5th grade intermediate school and keep same boundaries with K-3 schools. | 14.91%<br>92     | 16.53%<br>102 | 15.72%<br>97 | 23.50%<br>145  | 29.34%<br>181           | 617   | 2.64           |
| Move 5th grade to Bemidji Middle School and 8th grade to Bemidji High School.                | 17.27%<br>109    | 13.31%<br>84  | 9.67%<br>61  | 16.64%<br>105  | 43.11%<br>272           | 631   | 2.45           |

# District Facilities Survey

**Q4 During our listening sessions several indoor/outdoor recreational ideas were identified by various stakeholder groups as high priorities for the district and community. We would like your input on how you feel about some of these ideas. Please select the appropriate response for each potential solution.**

Answered: 652 Skipped: 3



|  | Strongly Support | Support       | Neutral       | Do Not Support | Strongly Do Not Support | Total | Average Rating |
|--|------------------|---------------|---------------|----------------|-------------------------|-------|----------------|
| Improve the existing football field at Bemidji High School to host all home varsity football games (add lights, restrooms, concessions, press box, and additional seating).      | 14.84%<br>96     | 24.11%<br>156 | 22.41%<br>145 | 16.07%<br>104  | 22.57%<br>146           | 647   | 2.93           |
| Move the varsity soccer field to Bemidji High School and host all varsity games at BHS.  | 14.73%<br>95     | 28.68%<br>185 | 30.23%<br>195 | 12.25%<br>79   | 14.11%<br>91            | 645   | 3.18           |
| Construct second sheet of ice at Bemidji Community Arena and hold all varsity and junior varsity boys and girls hockey games and practices at that arena.                        | 17.60%<br>113    | 21.81%<br>140 | 30.22%<br>194 | 12.15%<br>78   | 18.22%<br>117           | 642   | 3.08           |
| Construct an indoor activity center or field house which could be operated with city/school/community partnership (i.e. YMCA/YWCA) and provide indoor year-round practice space. | 31.07%<br>201    | 24.88%<br>161 | 15.77%<br>102 | 13.29%<br>86   | 14.99%<br>97            | 647   | 3.44           |

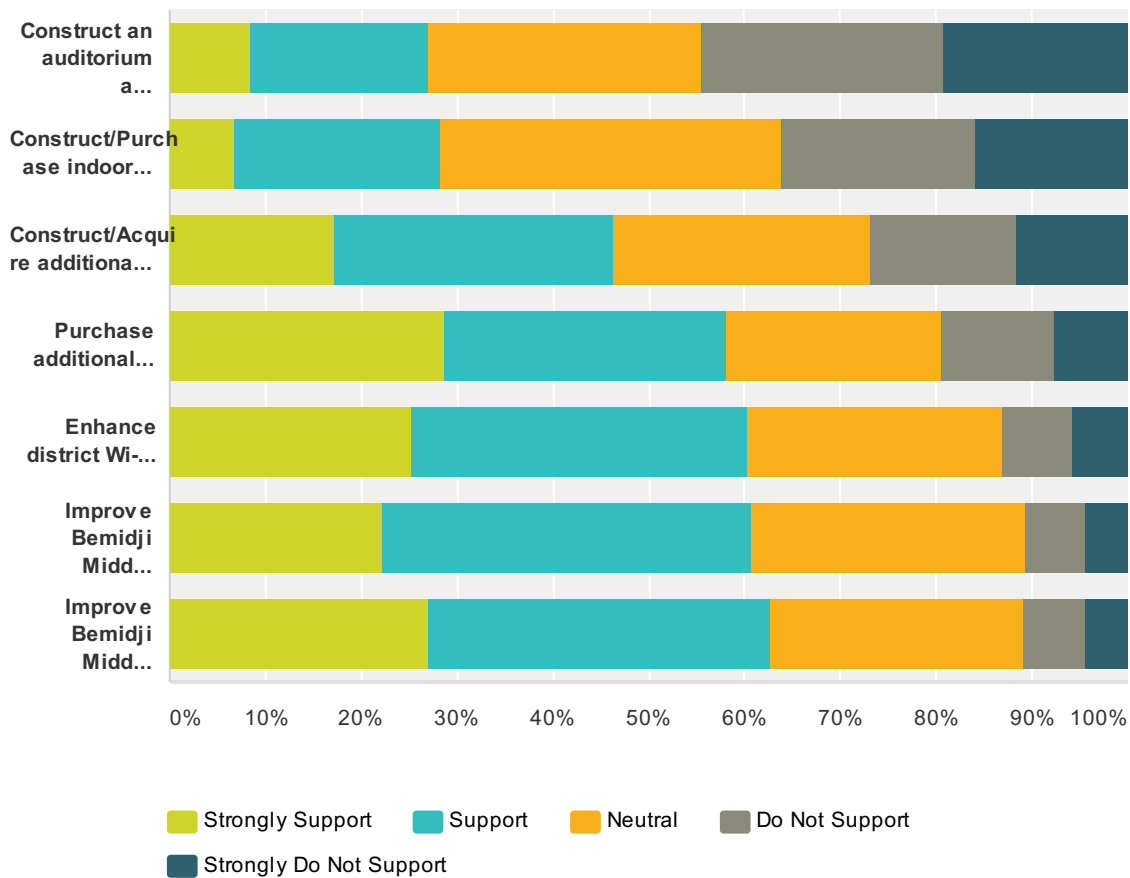
## District Facilities Survey

|   |                     |                      |                      |                      |                     |     |      |
|---|---------------------|----------------------|----------------------|----------------------|---------------------|-----|------|
| Add more gym space at our schools for district and community use. | <b>15.24%</b><br>98 | <b>22.40%</b><br>144 | <b>28.15%</b><br>181 | <b>19.28%</b><br>124 | <b>14.93%</b><br>96 | 643 | 3.04 |
|---|---------------------|----------------------|----------------------|----------------------|---------------------|-----|------|

# District Facilities Survey

**Q5 In addition, several specific educational facility ideas were identified by various stakeholder groups as high priorities for district consideration. We would like your input on how you feel about some of these ideas. Please select the appropriate response for each potential solution.**

Answered: 652 Skipped: 3



|  | Strongly Support | Support       | Neutral       | Do Not Support | Strongly Do Not Support | Total | Average Rating |
|--|------------------|---------------|---------------|----------------|-------------------------|-------|----------------|
| Construct an auditorium at Bemidji Middle School.  | 8.42%<br>54      | 18.56%<br>119 | 28.55%<br>183 | 25.27%<br>162  | 19.19%<br>123           | 641   | 2.72           |
| Construct/Purchase indoor school bus storage.  | 6.75%<br>43      | 21.51%<br>137 | 35.64%<br>227 | 20.25%<br>129  | 15.86%<br>101           | 637   | 2.83           |
| Construct/Acquire additional preschool classroom space to expand preschools in community.              | 17.17%<br>109    | 29.13%<br>185 | 26.93%<br>171 | 15.12%<br>96   | 11.65%<br>74            | 635   | 3.25           |
| Purchase additional computers, iPads, and software for students to extend learning throughout the day. | 28.64%<br>185    | 29.57%<br>191 | 22.45%<br>145 | 11.76%<br>76   | 7.59%<br>49             | 646   | 3.60           |
| Enhance district Wi-Fi backbone and access to technology.  | 25.27%<br>164    | 35.13%<br>228 | 26.66%<br>173 | 7.09%<br>46    | 5.86%<br>38             | 649   | 3.67           |
| Improve Bemidji Middle School's indoor air quality (heating, ventilation, air conditioning system).    | 22.24%<br>143    | 38.57%<br>248 | 28.62%<br>184 | 6.22%<br>40    | 4.35%<br>28             | 643   | 3.68           |



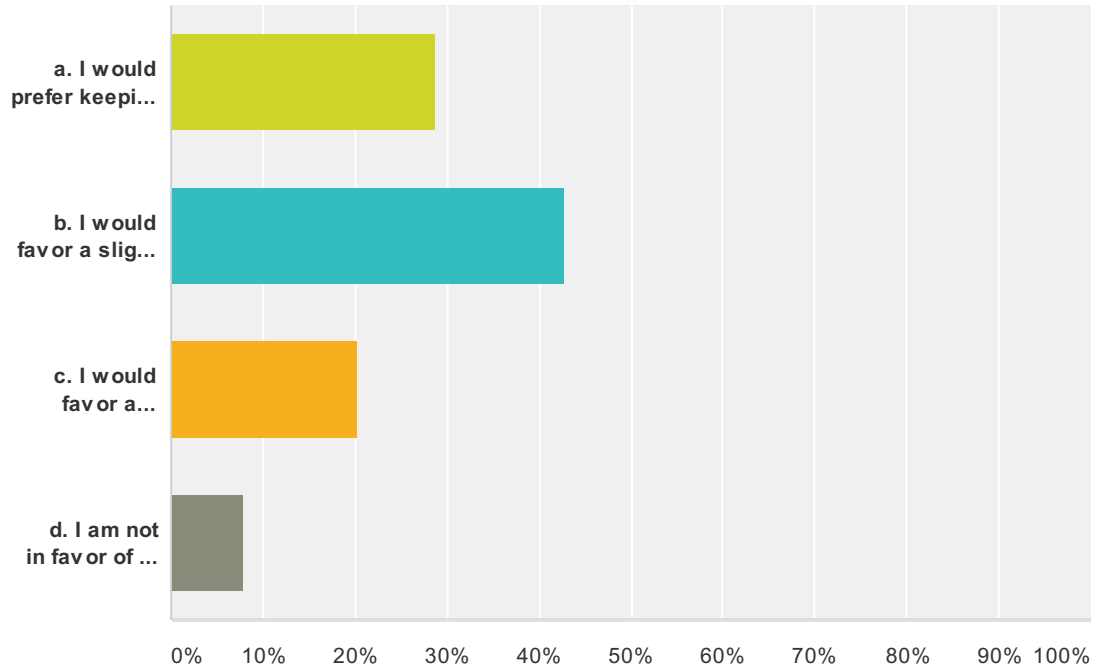
## District Facilities Survey

|  |                      |                      |                      |                    |                    |     |      |
|--|----------------------|----------------------|----------------------|--------------------|--------------------|-----|------|
| Improve Bemidji Middle School security by installing walls and doors in the 7th and 8th grade pods, similar to the 6th grade pods. | <b>27.05%</b><br>175 | <b>35.70%</b><br>231 | <b>26.43%</b><br>171 | <b>6.49%</b><br>42 | <b>4.33%</b><br>28 | 647 | 3.75 |
|--|----------------------|----------------------|----------------------|--------------------|--------------------|-----|------|

# District Facilities Survey

## Q6 Any improvements to facilities will come with a price tag. How should Bemidji Area Schools fund facility additions or renovations? Please select one response:

Answered: 639 Skipped: 16



| Answer Choices   | Responses  |
|--|------------|
| a. I would prefer keeping my school taxes level or approximately the same as they currently are. | 28.79% 184 |
| b. I would favor a slight increase of my school taxes (less than \$300 per year).                | 42.88% 274 |
| c. I would favor a moderate increase to my school taxes (less than \$500 per year).              | 20.34% 130 |
| d. I am not in favor of any type of facility improvements at this time.                          | 7.98% 51   |
| <b>Total</b>   | <b>639</b> |

**Q7 Final Words of Advice:**

Answered: 316 Skipped: 339