

Bemidji District Curriculum Advisory Committee

7:00-8:00 a.m., Tuesday, March 17, 2015

District Board Room, Downtown Education Center (5th Street across from Riverwood Bank)

Committee Members: Ami Aalgaard, Melissa Bahr, Vince Beyl, Brandon Bjerknes, Brent Colligan, Erin Curran, Michelle Dahlby, Mary Fairbanks, Dave Gooch, Dr. Jim Hess, Donna Hickerson, Drew Hildenbrand, Carol L. Johnson, Maura Johnson, Kim Kusler, Ann LongVoelkner, Kathy Palm, Craig Rypkema, Ken Schreiber, Brian Stefanich, Wendy Thompson, Chris Tolman, John Truedson, Kathy VanWert, Sonia Wadena, Janine Wahl

Guests: Brian Murphy & Tami Wesely

Agenda

1. Breakfast beginning at 6:30 a.m.
2. Introductions—tell us who you are and where you work
3. Discussion: Bemidji Graduation Requirements for students not attending Bemidji High School (see handout)
4. 2014 Graduation Rates—District, Bemidji High School & Summary (see handout)
5. If time: MDE Monitoring Report for Bemidji Title I & II and Homeless January 12-16, 2015 (see handout)
6. Other?
7. The District Curriculum Advisory Committee meets at 7:00 a.m. the second Tuesday every other month and additional times as needed. The following schedule is set for 2014-2015 at the District Board Room, Downtown Education Center:
 - Tuesday, October 14, 2014, 7:00 a.m.
 - Tuesday, December 9, 2014, 7:00 a.m.
 - Tuesday, February 10, 2015, 7:00 a.m.
 - Tuesday, March 17, 2015, 7:00 a.m.
 - **Tuesday, May 12, 2015, 7:00 a.m.**

Thank you for your dedication to Bemidji Area Schools and our students!

Bemidji District Curriculum Advisory Committee

Tuesday, February 10, 2015

Committee Members Present: Ami Aalgaard, Melissa Bahr, Vince Beyl, Brent Colligan, Erin Curran, Mary Fairbanks, Dave Gooch, Dr. Jim Hess, Donna Hickerson, Drew Hildenbrand, Carol L. Johnson, Maura Johnson, Kim Kusler, Ann LongVoelkner, Kathy Palm, Brian Stefanich, Kathy VanWert, Janine Wahl

Minutes

1. The meeting started at 7:00 a.m. with members introducing themselves.
2. District Nurse Emily Bakken, RN, BSN, LSN, presented the need for puberty education for fourth graders because their bodies are changing at a younger age. We currently provide puberty education for fifth graders, and this additional instruction would meet the Minnesota Health Standards. Puberty education for fourth graders would include anatomy, not sex education. In the middle of the school year, schools would send home permission slips to parents, giving them the opportunity to opt their child out of this instruction. The schools would include home packets with information about how parents can talk to their child about the changes of puberty. Emily's next steps for will include:
 - a. Showing teachers the girl and boy PowerPoints she has created for 4th graders
 - b. Talking to the fourth grade teachers to determine who would teach this lesson to their students (the teacher or the school or district nurse)
 - c. Developing a parent permission letter
 - d. Presenting this curriculum to the Bemidji School Board
 - e. Finalizing everything in time for the 2015-2016 school year
3. Dr. Hess, Brian Stefanich, Brent Colligan, and Dave Gooch presented the Bemidji Lumberjack Academy: Post-Secondary Pathways. The high school currently has 250 courses, including 12 AP classes and several business partnerships. The Academies would make learning relevant by preparing students for a career. An Advisory Team has been organized, which will meet February 17, and the next step will be to decide which academies to start next fall and the classes to include for each academy.
4. The meeting adjourned at 8:00 a.m. We ran out of time and did not have time to finish our agenda. We decided to set an additional meeting date for Tuesday, March 17, at 7:00 a.m. to discuss Bemidji graduation requirements for students not attending Bemidji High School and the Title I Monitoring report.
5. The District Curriculum Advisory Committee meets at 7:00 a.m. the second Tuesday every other month and additional times as needed. The following schedule is set for 2014-2015 at the District Board Room, Downtown Education Center:
 - a. Tuesday, March 17, 2015, at 7:00 a.m.
 - b. Tuesday, May 12, 2015, 7:00 a.m.

Comparison of Minnesota and Bemidji Graduation Requirements

Subject	State of Minnesota	Bemidji High School
Language Arts	4.00	4.00
Mathematics	3.00	4.00
Science	3.00	4.00
Social Studies	3.50	4.00
Arts	1.00	1.00
Health		.50
Physical Education		1.00
Electives	7.00	9.50
Total Credit Requirements	21.50	28.00

Comparison of School Graduation Rates & Graduation Requirements

School	2013 4-Year Grad Rate	2014 4-Year Grad Rate	Credits Required	Notes
Grand Rapids High School	95.5%	95.8%	23.00	
Alexandria Jefferson Senior High	90.1%	95.1%	24.00	Increasing to 29 credits by 2018
Sauk Rapids High School	91.3%	94.7%	18.00	54 trimester credits
Winona High School	90.1%	92.3%	28.00	5-hour hybrid schedule, 54 semester credits
Brainerd High School	87.5%	90.6%	22.00	44 semester credits
Moorhead High School	84.4%	88.1%	26.00	
Faribault High School	91.2%	86.5%	22.00	6-period day
Willmar High School	88.2%	85.5%	25.00	
Bemidji High School	85.8%	83.2%	28.00	4-period day, 32 credits possible
Austin High School	76.2%	82.0%	24.00	

120B.024 CREDITS.

Subdivision 1. Graduation requirements. Students beginning 9th grade in the 2011-2012 school year and later must successfully complete the following high school level credits for graduation:

(1) four credits of language arts sufficient to satisfy all of the academic standards in English language arts;

(2) three credits of mathematics, including an algebra II credit or its equivalent, sufficient to satisfy all of the academic standards in mathematics;

(3) an algebra I credit by the end of 8th grade sufficient to satisfy all of the 8th grade standards in mathematics;

(4) three credits of science, including at least one credit of biology, one credit of chemistry or physics, and one elective credit of science. The combination of credits under this clause must be sufficient to satisfy (i) all of the academic standards in either chemistry or physics and (ii) all other academic standards in science;

(5) three and one-half credits of social studies, encompassing at least United States history, geography, government and citizenship, world history, and economics sufficient to satisfy all of the academic standards in social studies;

(6) one credit of the arts sufficient to satisfy all of the state or local academic standards in the arts; and

(7) a minimum of seven elective credits.

Subd. 2. Credit equivalencies. (a) A one-half credit of economics taught in a school's agriculture education or business department may fulfill a one-half credit in social studies under subdivision 1, clause (5), if the credit is sufficient to satisfy all of the academic standards in economics.

(b) An agriculture science or career and technical education credit may fulfill the credit in chemistry or physics or the elective science credit required under subdivision 1, clause (4), if the credit meets the state chemistry or physics, or district biology academic standards or a combination of these academic standards as approved by the district. A student must satisfy either all of the chemistry academic standards or all of the physics academic standards prior to graduation. An agriculture science or career and technical education credit may not fulfill the required biology credit under subdivision 1, clause (4).

(c) A career and technical education credit may fulfill a mathematics or arts credit requirement under subdivision 1, clause (2) or (6).

(d) An agriculture education teacher is not required to meet the requirements of Minnesota Rules, part 3505.1150, subpart 1, item B, to meet the credit equivalency requirements of paragraph (b) above.

History: 2003 c 129 art 1 s 6; 2004 c 294 art 2 s 4; 2006 c 263 art 2 s 4; 2007 c 146 art 2 s 5; 2012 c 239 art 1 s 6; 2013 c 116 art 2 s 5; 2013 c 144 s 23

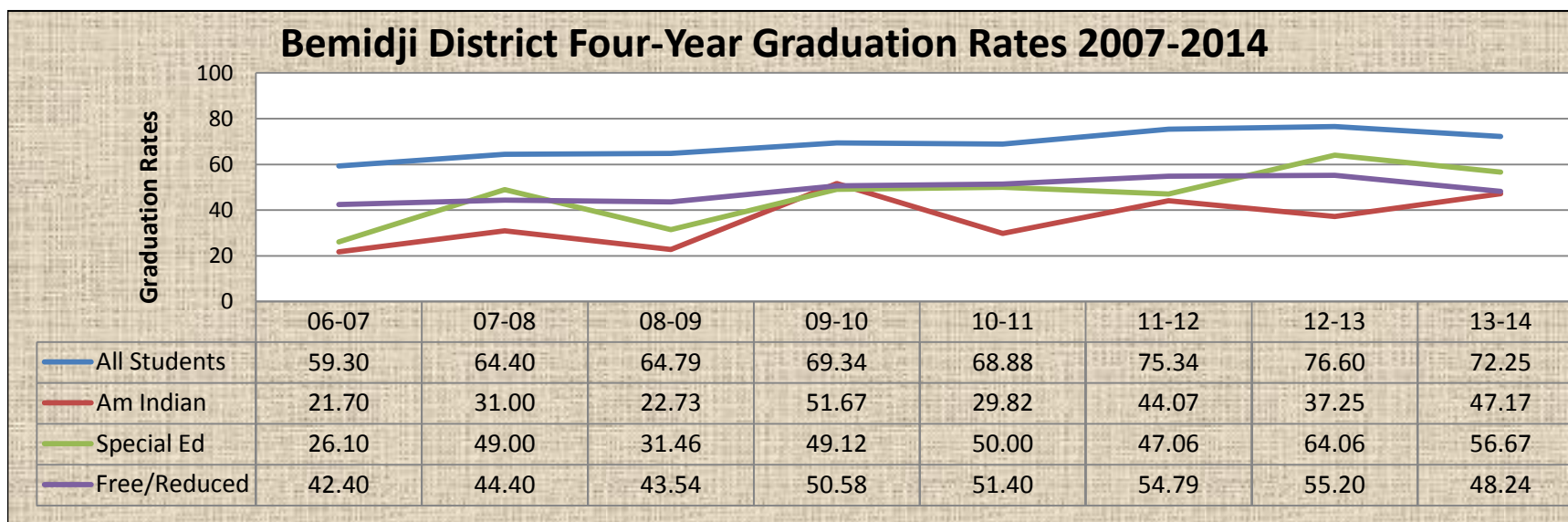
Bemidji School District Graduation and Drop Out Rates 2007-2014

From MDE Downloadable Spreadsheet: <http://education.state.mn.us>

National Governor's Association (NGA) - Four-Year Rate

Data Year	dist#	District	Drop Rate	Grad Rate	Male Drop	Male Grad	Female Drop	Female Grad	AmerInd Drop	AmerInd Grad	White Drop	White Grad	SpecEd Drop	SpecEd Grad	FRL Drop	FRL Grad
06-07	0031	BEMIDJI	7.60	59.30	7.70	56.50	7.50	62.20	19.60	21.70	4.90	69.10	8.70	26.10	11.60	42.40
07-08	0031	BEMIDJI	7.80	64.40	9.00	57.80	6.30	72.60	16.10	31.00	6.50	71.00	8.20	49.00	12.90	44.40
08-09	0031	BEMIDJI	6.46	64.79	6.80	60.40	6.09	69.57	14.77	22.73	4.72	74.54	10.11	31.46	10.53	43.54
09-10	0031	BEMIDJI	4.87	69.34	5.80	65.70	3.92	73.04	11.67	51.67	3.89	72.16	1.75	49.12	8.72	50.58
10-11	0031	BEMIDJI	5.61	68.88	5.74	70.81	5.46	66.67	12.28	29.82	4.63	75.93	11.11	50.00	10.61	51.40
11-12	0031	BEMIDJI	7.86	75.34	5.61	74.49	10.40	76.30	16.95	44.07	5.44	81.97	21.57	47.06	21.92	54.79
12-13	0031	BEMIDJI	7.14	76.60	8.22	76.26	5.88	77.01	29.41	37.25	3.55	83.43	12.50	64.06	18.40	55.20
13-14	0031	BEMIDJI	6.32	72.25	6.04	69.23	6.59	75.27	28.30	47.17	2.41	77.32	13.33	56.67	16.47	48.24

These statistics include Bemidji High School, Lumberjack ALC, Alternative Education Center, and BYLaW.

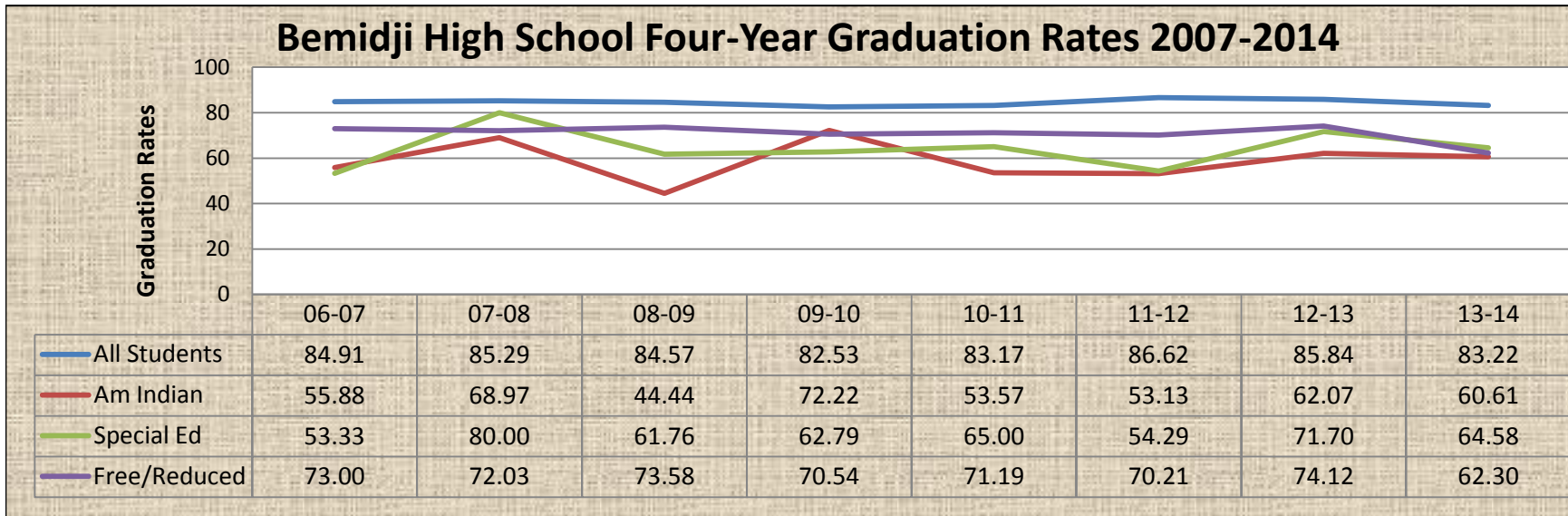


Bemidji High School School Graduation and Drop Out Rates 2007-2014

From MDE Downloadable Graduation Indicators Spreadsheet: <http://education.state.mn.us>

National Governor's Association (NGA) - Four-Year Rate

Data Year	dist#	District	Drop Rate	Grad Rate	Male Drop	Male Grad	Female Drop	Female Grad	AmerInd Drop	AmerInd Grad	White Drop	White Grad	SpecEd Drop	SpecEd Grad	FRL Drop	FRL Grad
06-07	0031	BHS	3.55	84.91	4.05	82.66	3.03	87.27	11.76	55.88	2.74	89.04	10.00	53.33	8.00	73.00
07-08	0031	BHS	4.09	85.29	6.03	80.90	1.79	90.48	13.79	68.97	3.44	86.25	1.82	80.00	8.47	72.03
08-09	0031	BHS	4.45	84.57	5.36	83.33	3.55	85.80	22.22	44.44	2.99	88.37	17.65	61.76	8.49	73.58
09-10	0031	BHS	3.31	82.53	3.77	81.13	2.89	83.82	8.33	72.22	2.86	83.93	2.33	62.79	7.14	70.54
10-11	0031	BHS	2.91	83.17	4.09	83.63	1.45	82.61	10.71	53.57	2.21	86.72	7.50	65.00	5.93	71.19
11-12	0031	BHS	4.01	86.62	3.11	85.09	5.07	88.41	15.63	53.13	1.98	91.67	14.29	54.29	19.15	70.21
12-13	0031	BHS	3.47	85.84	4.66	82.38	1.96	90.20	17.24	62.07	2.32	89.07	7.55	71.70	9.41	74.12
13-14	0031	BHS	4.36	83.22	2.74	82.88	5.92	83.55	24.24	60.61	1.98	86.11	12.50	64.58	14.75	62.30



Bemidji Area Schools 2014 Four-Year Graduation Rates

From a file downloaded from the MDE Web Site

School	Total Students	Graduates		Continue		Drop Outs		Unknown	
		#	%	#	%	#	%	#	%
Bemidji AEC	50	10	20.00%	31	62.00%	5	10.00%	4	8.00%
Bemidji BYLaW	1	1	100.00%						
Bemidji High School	298	248	83.22%	25	8.39%	13	4.36%	12	4.03%
Lumberjack ALC	15	4	26.67%	4	26.67%	5	33.33%	2	13.33%
First City School	28	0	0.00%	18	64.29%	0	0.00%	10	35.71%
Oshki Manidoo	9							7	77.78%
Bemidji District	364	263	72.25%	60	16.48%	23	6.32%	18	4.95%
Beltrami County	600	364	60.67%	107	17.83%	83	13.83%	46	7.67%
State of Minnesota	65937	53524	81.17%	7249	10.99%	3266	4.95%	1898	2.88%

Bemidji Area Schools 2013 Four-Year Graduation Rates

From a file downloaded from the MDE Web Site

School	Total Students	Graduates		Continue		Drop Outs		Unknown	
		#	%	#	%	#	%	#	%
Bemidji AEC	43	12	27.91%	16	37.21%	9	20.93%	6	13.95%
Bemidji BYLaW	1	1	100.00%						
Bemidji High School	346	297	85.84%	20	5.78%	12	3.47%	17	4.91%
Lumberjack ALC	16	1	6.25%	6	37.50%	8	50.00%	1	6.25%
First City School	33	1	3.03%	14	42.42%		0.00%	18	54.55%
Oshki Manidoo	7			3	42.86%			4	57.14%
Bemidji District	406	312	76.85%	42	10.34%	29	7.14%	24	5.91%

New: The District percentage does not include First City or Oshki

Beltrami County	664	439	66.11%	86	12.95%	79	11.90%	60	9.04%
State of Minnesota	67596	53726	79.48%	7916	11.71%	3419	5.06%	2535	3.75%

The District Graduation Rate does not include First City or Oshki Manidoo.

Bemidji Graduation Summary

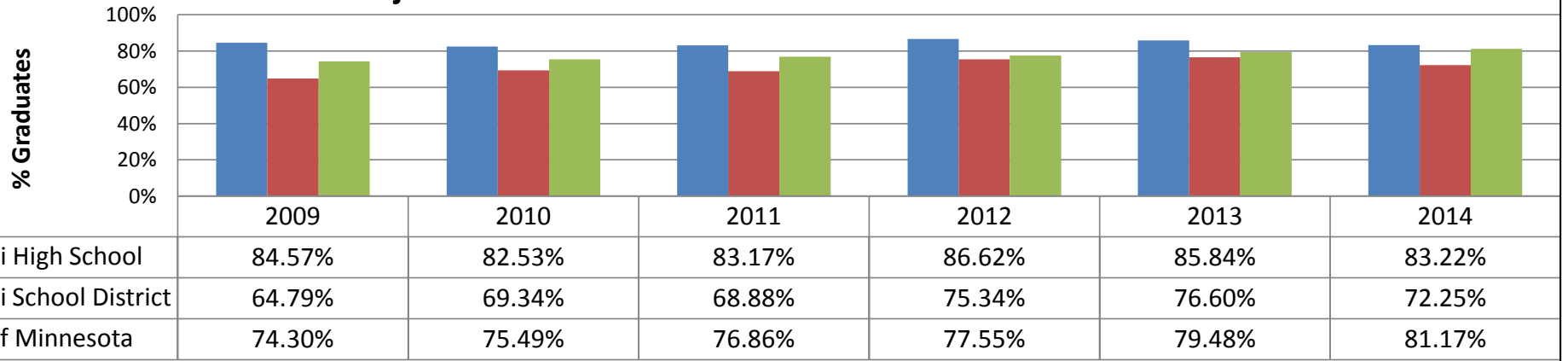
	Bemidji High School						Bemidji School District						State of Minnesota					
All Students	2009	2010	2011	2012	2013	2014	2009	2010	2011	2012	2013	2014	2009	2010	2011	2012	2013	2014
4-Year Rate	84.57%	82.53%	83.17%	86.62%	85.84%	83.22%	64.79%	69.34%	68.88%	75.34%	76.60%	72.25%	74.30%	75.49%	76.86%	77.55%	79.48%	81.17%
5-Year Rate	89.77%	89.88%	89.39%	88.85%	90.34%	90.33%	68.60%	76.17%	74.50%	74.55%	77.87%	80.69%	77.42%	77.85%	78.91%	80.09%	81.40%	83.20%
6-Year Rate	90.09%	89.52%	89.60%	89.71%	89.49%	90.97%	62.81%	75.00%	76.22%	75.87%	77.72%	79.30%	78.97%	78.85%	79.18%	80.23%	81.82%	82.91%

	Bemidji High School						Bemidji School District						State of Minnesota					
Special Ed	2009	2010	2011	2012	2013	2014	2009	2010	2011	2012	2013	2014	2009	2010	2011	2012	2013	2014
4-Year Rate	61.76%	62.79%	65.00%	54.29%	71.70%	64.58%	31.46%	49.12%	50.00%	47.06%	64.06%	56.67%	53.81%	53.25%	55.83%	56.32%	57.85%	58.43%
5-Year Rate	88.68%	83.87%	79.49%	79.49%	70.97%	85.11%	60.00%	56.25%	58.93%	58.62%	55.77%	75.81%	59.39%	60.76%	60.61%	62.58%	63.44%	65.19%
6-Year Rate	67.86%	88.68%	81.25%	82.05%	82.05%	70.97%	30.59%	71.43%	56.25%	61.82%	63.16%	56.86%	63.92%	65.40%	65.94%	66.02%	68.24%	69.11%

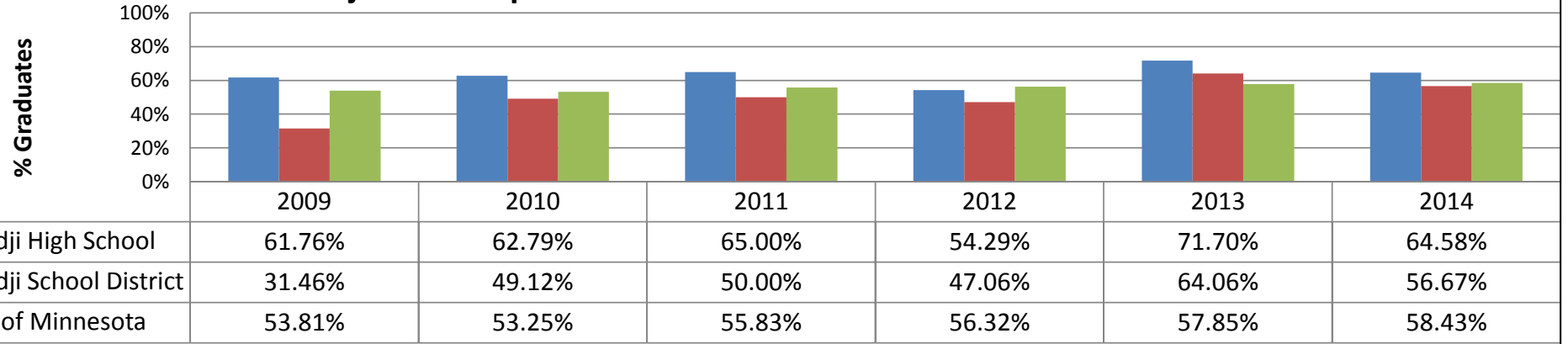
	Bemidji High School						Bemidji School District						State of Minnesota					
Free & Reduced	2009	2010	2011	2012	2013	2014	2009	2010	2011	2012	2013	2014	2009	2010	2011	2012	2013	2014
4-Year Rate	73.58%	70.54%	71.19%	70.21%	74.12%	62.30%	43.54%	50.58%	51.40%	54.79%	55.20%	48.24%	53.95%	55.88%	58.34%	59.46%	63.30%	65.94%
5-Year Rate	78.90%	82.18%	81.82%	80.91%	72.34%	81.82%	50.46%	59.28%	57.58%	58.19%	53.95%	60.48%	58.90%	60.11%	61.75%	63.88%	66.13%	69.84%
6-Year Rate	80.65%	78.18%	81.37%	82.83%	81.65%	73.91%	41.56%	59.16%	59.52%	60.37%	62.43%	55.41%	61.71%	61.32%	62.57%	64.11%	66.85%	68.85%

	Bemidji High School						Bemidji School District						State of Minnesota					
American Indian	2009	2010	2011	2012	2013	2014	2009	2010	2011	2012	2013	2014	2009	2010	2011	2012	2013	2014
4-Year Rate	44.44%	72.22%	53.57%	53.13%	62.07%	60.61%	22.73%	51.67%	29.82%	44.07%	37.25%	47.17%	40.99%	44.18%	42.41%	45.46%	48.75%	50.57%
5-Year Rate	76.92%	62.50%	87.10%	61.54%	64.29%	69.23%	35.37%	46.15%	59.32%	38.60%	49.21%	48.98%	48.74%	47.13%	50.35%	47.32%	50.81%	53.85%
6-Year Rate	66.67%	74.07%	62.50%	87.10%	61.54%	66.67%	27.88%	49.21%	45.28%	62.71%	47.17%	50.82%	49.97%	51.60%	48.84%	52.36%	50.29%	53.05%

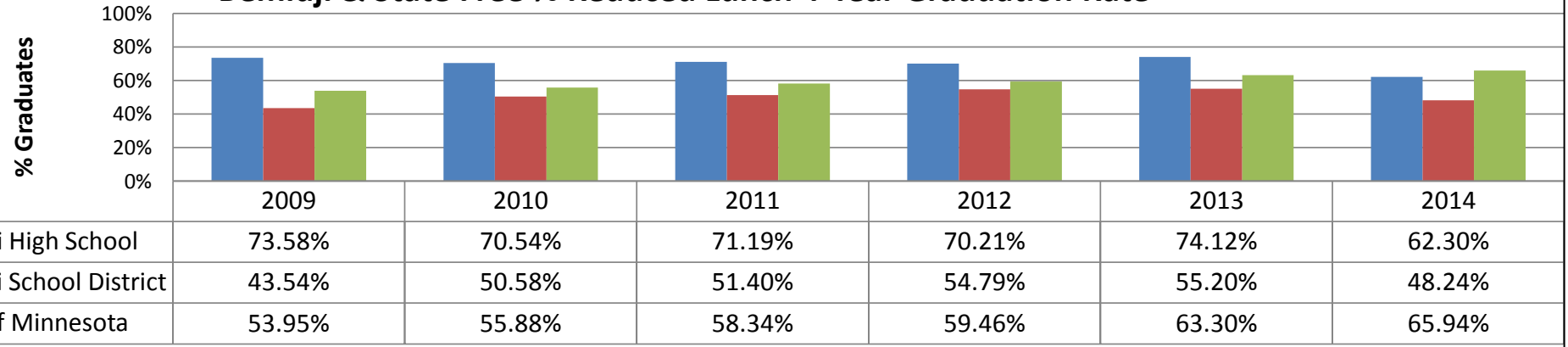
Bemidji & State All Students 4-Year Graduation Rate



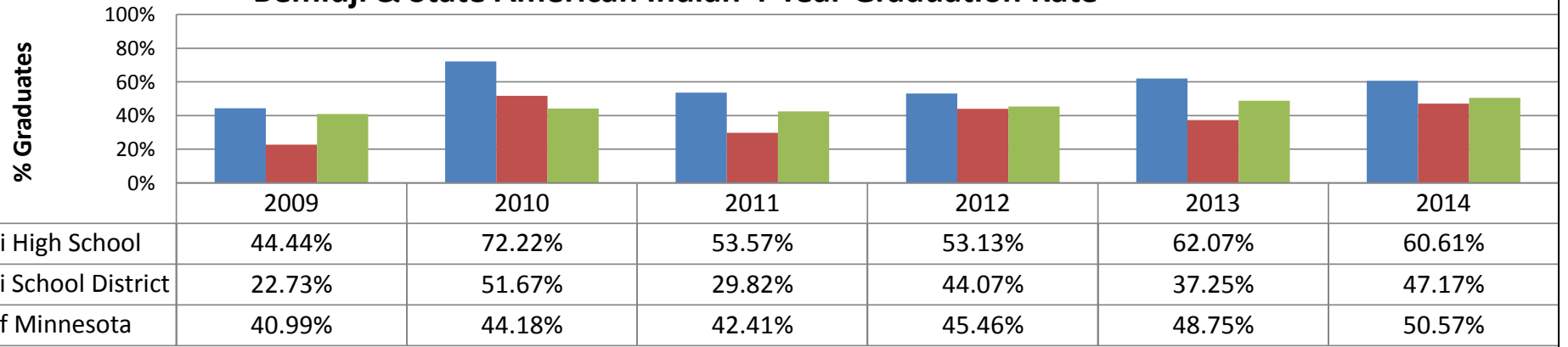
Bemidji & State Special Education 4-Year Graduation Rate



Bemidji & State Free % Reduced Lunch 4-Year Graduation Rate



Bemidji & State American Indian 4-Year Graduation Rate





BEMIDJI TITLE I, II, & HOMELESS MONITORING REPORT

JANUARY 12-16, 2015

Minnesota Department of Education monitors Sally Gordon and Roberto Reyes came to Bemidji to monitor our Title I, Title II, and McKinney Vento homeless programs. They used a 45-page checklist to measure how well Bemidji is doing at meeting Federal Guidance in the following areas:

- Academic Achievement: Evaluation, Planning and Implementation
- Equitable Services for Nonpublic Participants
- Professional Development
- Family Engagement (Parent Involvement)
- Education of Homeless Children and Youth
- Qualifications of Educators
- Fiscal Compliance

Roberto Reyes met with Kathy Palm on Monday, and then Tuesday he met with homeless liaison, Angie Lauderbaugh, and transportation coordinator, Greg Liedl. He also visited several area homeless shelters with Angie.

Sally Gordon visited with Kathy each day, and she was very thorough, reading every piece of paper we provided. She also toured and interviewed staff and parents at: Lincoln Elementary, J. W. Smith Elementary, St. Philip's School, and St. Mark's School. Sally was impressed with our Title I Schoolwide programs and suggested that our staff present at a state Title I conference. She was also impressed with our documentation and Bemidji's established processes. She would like to have a phone conference this summer to share our processes with other districts. Sally commented that our World's Best Workforce web site and our Title I Inventory are the best she has seen. This is thanks to Jacque Pearce who spent many hours perfecting them.

Sally Gordon noted five areas where we are out of compliance with Federal Guidance:

1. Two Bemidji teachers with MDE limited licenses are not highly qualified.
2. We need to formally document the evaluation process for St. Philip's Title I program.
3. We need to properly code Title II payment to nonpublic teachers for curriculum planning to consulting fees instead of registration/travel.
4. We need to create separate school and district Family Engagement Plans instead of one comprehensive plan like we currently have.
5. We need to change the way we do our Time & Effort forms, which are required for employees paid with federal dollars, to include all monthly activities instead of separate forms for timesheet activities.

By March 23, 2015, we need to report to MDE how we are going to correct the five areas and by what dates. We have one year to make all corrections, but we hope to complete all corrections to MDE's satisfaction by the end of this school year.