

# Bemidji District Curriculum Advisory Committee

7:00-8:00 a.m., Tuesday, October 13, 2015  
District Board Room, Downtown Education Center

## Committee Members:

Ami Aalgaard, Melissa Bahr, Vince Beyl, Brandon Bjercknes, Brent Colligan, Erin Curran, Michelle Dahlby, Mary Fairbanks, Jim Hess, Donna Hickerson, Drew Hildenbrand, Karie Hougard, Carol L. Johnson, Maura Johnson, Kim Kusler, Ann LongVoelkner, Amanda Mix, Kathy Palm, Craig Rypkema, Ken Schreiber, Brian Stefanich, Wendy Thompson, Chris Tolman, John Truedson, Kathy VanWert, Sonia Wadena, Janine Wahl

## Agenda

1. Breakfast beginning at 6:30 a.m.
2. Introductions—tell us who you are and where you work
3. 2015 District & State Test Results (see handout)
4. 2015 Multiple Measurement Rating Report (see handout)
5. 2014-2015 World's Best Workforce Report—posted on the web at:  
<http://www.bemidji.k12.mn.us/> under Curriculum & World's Best Workforce.
  - 2014-2015 Bemidji Area School Successes (see handout)
  - 2015-2016 District Goals (see handout)
6. What's new for 2015-2016?
  - Lumberjack Career Academies – Dr. Hess
  - 2014-2016 Curriculum Review—Art, Health, Music, Physical Education, World Language
  - Rural & Low-Income Grant projects for improving AYP & MMR
  - State Testing Changes (see handout)
  - 2015-2016 State Testing Dates (see handout)
7. The District Curriculum Advisory Committee meets at 7:00 a.m. the second Tuesday every other month and additional times as needed. The following schedule is set for 2015-2016 at the District Board Room, Downtown Education Center:
  - Tuesday, October 13, 2015, 7:00 a.m.
  - Tuesday, December 8, 2015, 7:00 a.m.
  - Tuesday, February 9, 2016, 7:00 a.m.
  - Tuesday, May 10, 2016, 7:00 a.m.

Thank you for your dedication to Bemidji Area Schools and our students!

BEMIDJI AREA SCHOOLS  
BEMIDJI, MINNESOTA  
2015 AIMSweb, MCA, ACT & AP Results

**AIMSweb:**

Pearson’s AIMSweb is the district assessment for Kindergarten and Grade 1. It is administered to students individually three times a year to measure their growth in reading and math. The AIMSweb data is used by Response to Intervention (RtI) teams to determine which students need interventions in reading or math. We also report the reading results to MDE to comply with the Reading Well by Third Grade requirements.

The information below shows the percentage of students who are in Tier I, or expected grade level. According to RtI, the ideal percentage for students in Tier I is 80%. Bemidji is not yet at 80% in all tests, but we have shown excellent improvement each year. (Tier II requires intervention and monitoring, and Tier III requires intensive interventions.)

- **Purple** = Indicates higher than the recommended 80% in Tier I
- **Green** = 75% or higher in Tier I
- **Red** = Less than 60% in Tier I
- Growth is measured from Fall (F) or Winter (W) to Spring

**READING:**

The following data shows excellent growth from fall to spring. Phoneme Segmentation is the area that kindergarten will need to focus. (Phoneme Segmentation is the ability to break words down into individual sounds.)

	<b>Kindergarten</b>		<b>Grade 1</b>	
	% at Tier I	Spring Growth	% at Tier I	Spring Growth
Letter Naming Fluency	61.5%	+13.5% F		
Letter Sound Fluency	65.6%	+18.6% F		
Phoneme Segmentation	<b>56.3%</b>	-8.0% W	65.4%	+10.4% F
Reading Curriculum-Based Measurement			65.6%	+15.2% W

**MATHEMATICS:**

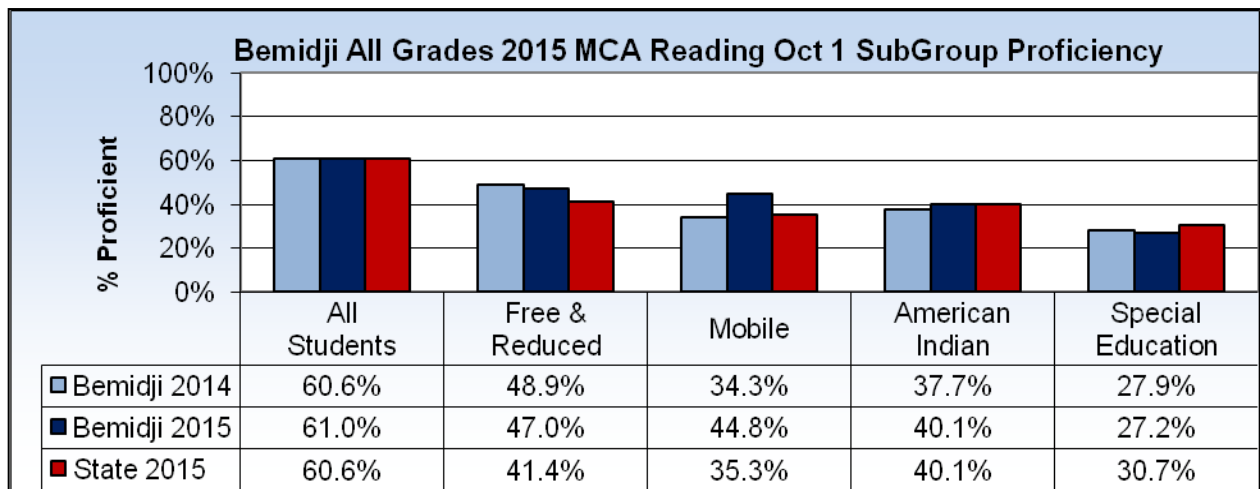
The following data shows excellent growth from fall to spring.

	<b>Kindergarten</b>		<b>Grade 1</b>	
	% at Tier I	Spring Growth	% at Tier I	Spring Growth
Oral Counting	73.0%	+9.0% F	65.0%	+2.0% F
Number Identification	70.3%	+9.3% F	69.0%	+12.0% F
Quantity Discrimination	<b>77.0%</b>	+12.0% F	<b>80.1%</b>	+13.1% F
Missing Number	<b>76.2%</b>	+12.2% F	<b>75.0%</b>	+13.5% F
Math Computation			<b>76.0%</b>	+14.0% F

Students statewide completed the Minnesota Comprehensive Assessments (MCAs) in April and May 2015.

**2015 MCA Reading: Grades 3-8 & 10**

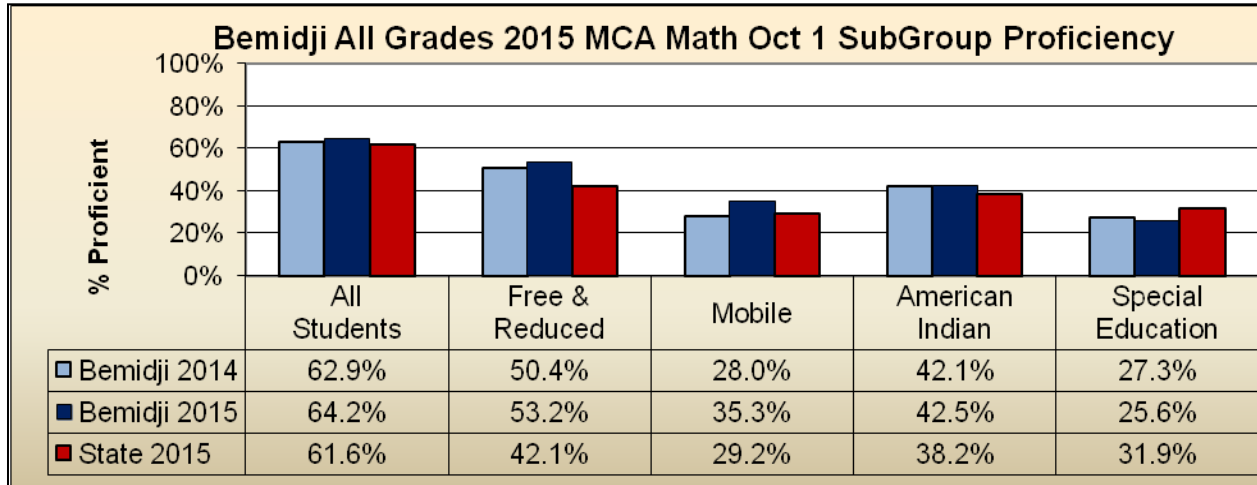
- Bemidji District 2015 MCA Reading proficiency increased 0.4% to 61.0%, short of our district reading goal to increase by 4%.
- Bemidji District and grades 4-8 outperformed the State (60.6%) in 2015 MCA Reading.
- The following Bemidji schools All Students groups also outperformed the State (60.6%) in 2015 MCA Reading: Horace May Elementary (72.5%), J. W. Smith Elementary (63.3%), AEC (66.7%), and Bemidji Middle School (62.8%).
- Bemidji District students receiving Free and Reduced Lunch (47.0%) and Mobile (44.8%) students outperformed the State (41.4% and 35.3%) in MCA Reading.
- Bemidji American Indian students tied the State at 40.1% proficiency in MCA Reading.
- The State Special Education (30.7%) students outperformed Bemidji students (27.2%).
- Below are Bemidji’s 2015 Reading subgroups compared to 2014 and the State in 2015:



**2015 MCA Math: Grades 3-8 & 11**

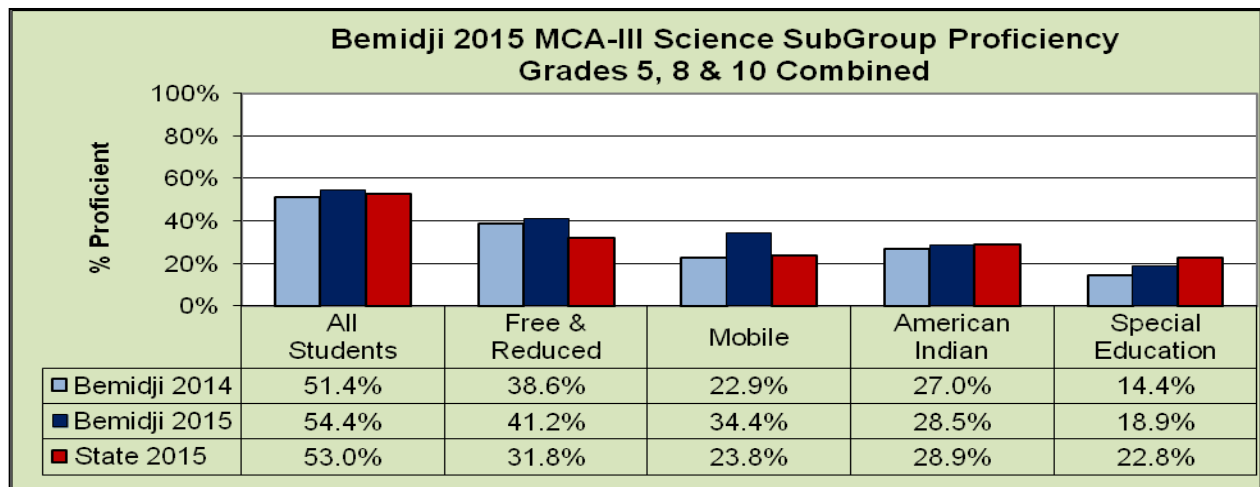
- Bemidji District 2015 MCA Math proficiency increased 1.3% to 64.2%, short of our district math goal to increase by 4%.
- Bemidji District and grades 6-8 and 11 outperformed the State (61.6%) in 2015 MCA Math.
- The following Bemidji schools All Students groups also outperformed the State (61.6%) in 2015 MCA Math: Horace May Elementary (66.7%), J. W. Smith Elementary (63.3%), Lincoln Elementary (64.7%), Northern Elementary (66.6%), and Bemidji Middle School (66.8%).
- Bemidji students receiving Free and Reduced Lunch (53.2%), Mobile students (35.3%), and American Indian students (42.5%) outperformed the State (42.1%, 29.2%, and 38.2%) in MCA Math.

- The state Special Education (31.9%) students outperformed Bemidji students (25.6%).
- Below are Bemidji’s 2015 Math subgroups compared to 2014 and the State in 2015:



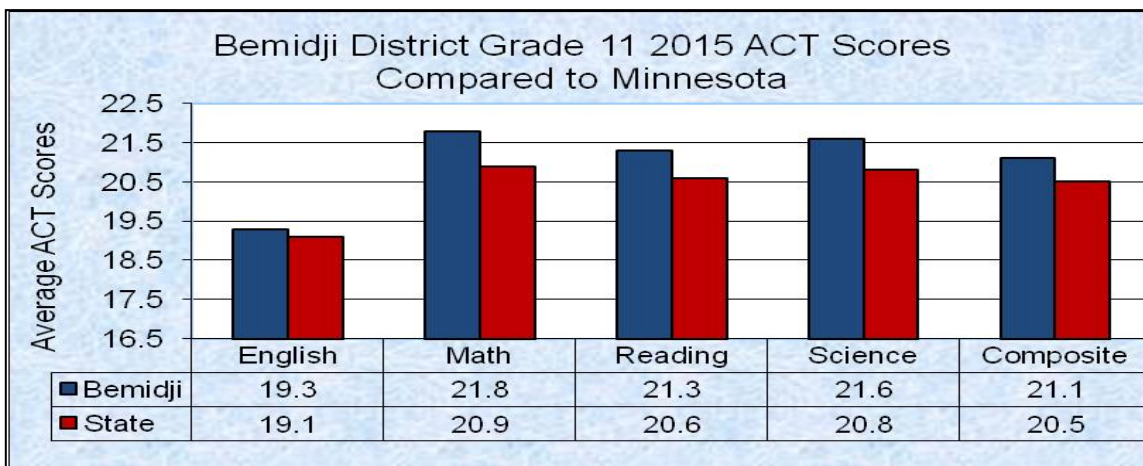
**2015 MCA Science: Grades 5, 8 & 10**

- Bemidji District and schools experienced our greatest growth in MCA Science in 2015.
- The District MCA Science Grade 5 (62.1%) and Grade 8 (46.0%) outperformed the State (59.1% and 45.3%).
- District high school MCA Science (54.0%) was just below the State (54.6%), but Bemidji High School students (57.1%) outperformed the State.
- Bemidji students increased their MCA Science proficiency at all three grade levels, as well as with each subgroup: Free & Reduced, American Indian, and Special Education.
- The following Bemidji schools outperformed the State in 2015 MCA Science: Horace May Elementary (76.1%), Northern Elementary (73.6%), Bemidji Middle School (46.6%), and Bemidji High School (57.1%).
- Below are Bemidji’s 2015 Science subgroups for all grade levels compared to 2014 and the State in 2015:



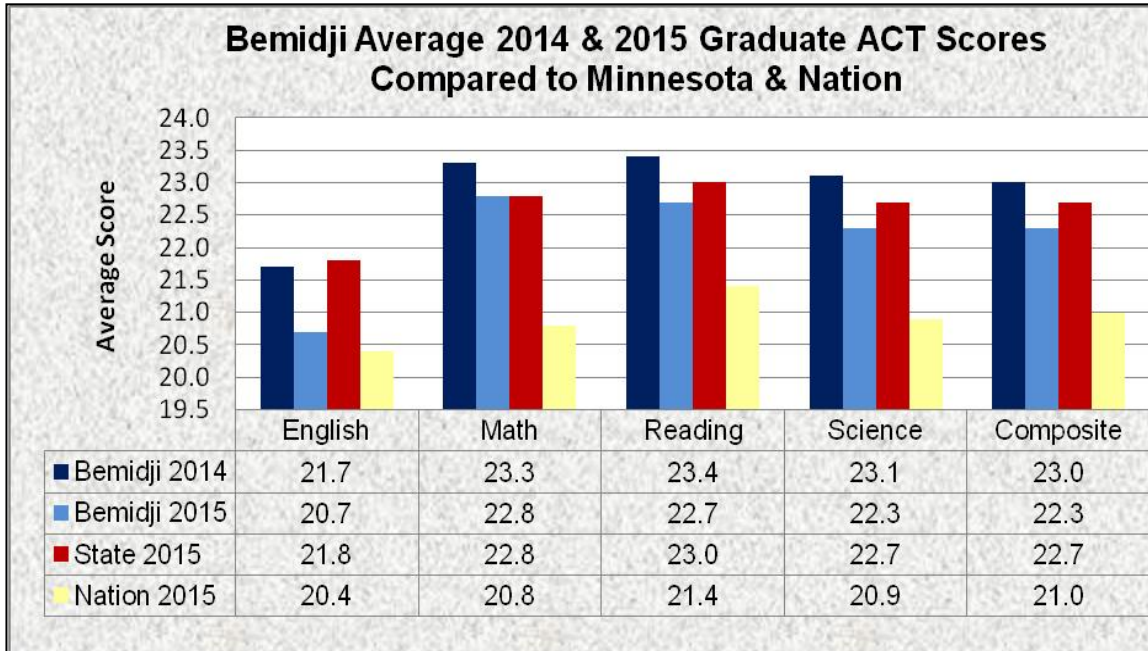
**2015 Grade 11 ACT Results:**

- Grade 11 students were required to take the ACT Plus Writing in 2015, and 321 Grade 11 students completed the ACT Plus Writing in 2015.
- To be **College and Career Ready**, students should attain the following benchmark scores: English (18); Math (22); Reading (22); and Science (23). 27% of Bemidji Grade 11 students met all four benchmark scores, compared to BHS at 28% and the State at 24%.
- Bemidji students outperformed the State in every subject except Writing. Bemidji and BHS Grade 11 students attained an average writing score of 5.9, compared to the State at 6.2.
- BHS students performed slightly higher than the district in English (19.3), Math (21.9), Reading (21.4), Science (21.7) and Composite (21.2). Lumberjack students performed below the State and district: English (14.4), Math (17.2), Reading (17.0), Science (15.2) and Composite (16.0). Following are the district Grade 11 ACT Plus Writing results.



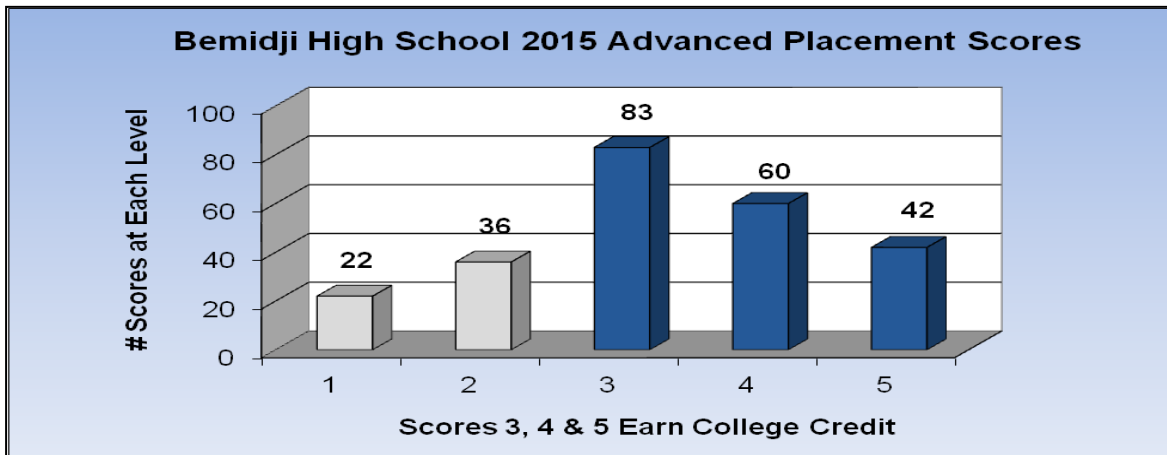
**2015 Graduate ACT Results:**

- For the tenth year in a row, Minnesota high school seniors were top in the nation on the ACT with 78% of Minnesota graduates completing the ACT, compared to 59% nationally.
- 212 Bemidji graduates completed the ACT.
- 37% of BHS 2015 graduates were **College and Career Ready** in all four benchmark areas, compared to the State at 39% and Nation at 28%.
- BHS 2015 graduates outperformed the Nation in every subject.
- Minnesota graduates outperformed BHS 2015 graduates in every subject but tied Bemidji in Math.



#### 2015 Advanced Placement Results:

- 180 BHS Grade 10-12 students completed 243 Advanced Placement tests.
- Bemidji students received 185 (76.1%) passing scores of 3, 4 or 5 compared to 65.8% of all Minnesota students passing, and 57.4% students passing in the United States.
- Bemidji's 2015 average score was 3.26, Minnesota was 3.04, and the U. S. was 2.82.



#### College & Career Ready:

- During the 2014-2015 school year, Bemidji High School students completed:
  - 332 College in the High School Courses
  - 1,422 credits through Bemidji State University
  - 168 credits in Project Lead the Way through University of Minnesota





## **BEMIDJI AREA SCHOOLS SUCCESSES**

### **From 2014-2015 World's Best Workforce Report**

#### **Bemidji School District (p 1-4)**

- Bemidji student proficiency in reading, math, and science increased, and our students outperformed the State in all three subjects.
- Bemidji students receiving free & reduced lunch, students with high mobility, and American Indian students continue to outperform the State in all three subjects.
- Bemidji Area Schools are offering more opportunities for preparing students for college and careers.

#### **Alternative Education Center (p 4-5)**

- Improved MCA Reading proficiency by 48.5% to 66.7%.
- AEC restructured their program to accommodate more students and reduce waiting lists.

#### **Bemidji High School (p 5-6)**

- Outperformed the State in MCA Reading, Math and Science.
- BHS Grade 11 students outperformed the State in all ACT Plus Writing subjects.
- BHS students earned a total of 1,590 college credits and passed 185 (76.1%) Advanced Placement exams.

#### **Bemidji Middle School (p 6-7)**

- Grade 8 2015 MCA Math 78.6% proficiency, State 59.5% (difference of 19.1%), and 50.5% of all Grade 8 BMS students Exceeded State Standards.
- Grades 6, 7, and 8 continued a four-year growth trend by increasing MCA Math, Reading, and Science proficiency and outperforming the State at each level.
- BMS attendance increased by 9.3%.

#### **BYLaW (p 7-8)**

- BYLaW students met their 2015 MCA Reading goal.
- BYLaW students increased STAR Reading and Math by 1.2 grade levels.

#### **Central Elementary (p 8)**

- Central students improved in MCA Reading and Science.
- Central Special Education students improved their proficiency in MCA Reading.

#### **Early Intervention Center (p 8-9)**

- 21 students participated in the Brigance Inventory Early Learning literacy development program, and 82% achieved at least six months growth.

#### **First City School (p 9)**

- Exceeded their MCA Reading goal.
- First City students increased STAR Reading and Math by 1.2 and 2.8 grade levels.



**Horace May Elementary** (p 9-10)

- Outperformed the State in MCA Reading, Math, and Science.
- Overall percentages of out-of-school suspensions this year were down by 20%.

**J. W. Smith Elementary** (p 10-11)

- Outperformed the State MCA Math and Reading.
- Improved MCA Science proficiency by 3.6% for All Students.

**Lincoln Elementary** (p 11-12)

- Improved MCA Math proficiency, and outperformed the State.
- Student behavior improved, reducing behavior infraction reports by 19.9%.

**Lumberjack ALC** (p 12)

- Lumberjack increased MCA Reading proficiency by 20%.
- Lumberjack students increased their 2014 graduation rate by 20.4%.

**Northern Elementary** (p 12-13)

- Outperformed the State in MCA Math and Science.
- Increased All Student and American Indian student MCA Science proficiency by 14%.

**Oshki Manidoo Center** (p 13)

- Students increased STAR Reading by 1.4 grade levels.
- Students increased STAR Math by 1.2 grade levels.

**Paul Bunyan Elementary** (p 13-14)

- Students improved AIMSweb Letter Naming and Letter Sound Fluency to exceed their winter and spring goals.
- Students improved AIMSweb Oral Counting to exceed their spring goal.

**School Readiness** (p 14)

- Staff work with parents to encourage them to continue education in the home and provide activities that encourage parents to read to children and take them to the public library.

**Solway Elementary** (p 14-15)

- Improved Special Education MCA Math and Reading proficiency.
- Solway's parent survey indicated that 93% of parents always feel welcome in school.

# Bemidji Area Schools

## Bemidji, Minnesota 2015-2016 District Aims, Goals and Measures

### **AIM 1 Highest Levels of Student Success**

#### **Goal A Reading:**

In Bemidji Area Schools district-wide the “All Students” group will increase their proficiency of 61.0% in the Spring of 2015 to 63.0% in the Spring of 2016 as measured by the MCA in Reading for students enrolled October 1.

**Goal A1** Bemidji Area Schools district-wide will close achievement gaps for the following subgroups as measured by the MCA in Reading: Special Education students’ proficiency to improve from 27.2% to the State Special Education proficiency level of 30.7% in Spring 2016 as measured by the MCA in Reading.

American Indian students’ Reading proficiency will improve from 40.6% to 42.6% in Spring 2016 as measured by the MCA in Reading.

Bemidji Area Schools students receiving Free & Reduced Lunch will improve proficiency from 47.1% to 49.1% in Spring 2016 as measured by the MCA in Reading.

**Goal A2** To support all students **Reading Well by Third Grade**, Bemidji Area Schools kindergarten and grades 1 and 2 will improve their reading in the following:

- Kindergarten students will improve Phoneme Segmentation percentage meeting Tier I from 56.3% to 61.3% in Spring 2016 as measured by AIMSweb.
- Grade 1 students will improve Curriculum Based Measurement percentage meeting Tier I from 65.6% to 70.6% in Spring 2016 as measured by AIMSweb.
- Grade 2 students will improve their overall Mean RIT score from 186.9 to 188.7 in Spring 2016 as measured by NWEA MAP.

#### **Goal B Mathematics:**

In Bemidji Area Schools district-wide, the “All Students” group will increase their proficiency of 64.2% in the Spring of 2015 to 66.2% in the Spring of 2016 as measured by the MCA in Mathematics.

**Goal B1** Bemidji Area Schools district-wide will close achievement gaps for the following subgroups as measured by the MCA in Mathematics:

Special Education students' proficiency to improve from 25.6% to the State Special Education proficiency level of 31.9% in Spring 2016 as measured by the MCA in Mathematics.

American Indian students' proficiency will improve from 43.3% to 45.3% in Spring 2016 as measured by the MCA in Mathematics.

Bemidji Area Schools Free & Reduced Lunch students' proficiency will improve from 53.4% to 55.4% in Spring 2016 as measured by the MCA in Mathematics.

**Goal C** **All Students Ready for Kindergarten:**

In Bemidji Area Schools the number of students participating in district preschool programs will increase from 527 students to 579 students in the Spring of 2016.

**Goal D** **Graduate Rate:**

The Bemidji High School student graduation rate as measured by MDE's Four-Year Graduation Rate calculations will increase to 90% for all students in 2015-2016. (Baseline Data: Bemidji High School Four-year Graduation Rate: 2010 = 82.5%, 2011 = 83.2%, 2012 = 86.6%, 2013 = 85.8%, 2014 = 83.2%.)

**Goal D1** During the 2015-2016 school year Bemidji Area Schools will increase by 5% the Four-Year on Time Graduation Rate for "All Students" as measured by the Minnesota Department of Education. (Baseline Data: 2010 = 69.3%, 2011 = 68.9%, 2012 = 75.3%, 2013 = 76.6%, 2014 = 72.3%.)

*The district graduation rate includes data from the following schools: AEC, Bemidji High School, BYLaW, and Lumberjack High School.*

**Goal E** **All Students Ready for College & Careers:**

Bemidji Area schools will increase by 10% the number of students participating in college and career opportunities such as: Lumberjack Academies, Ramp Up to Readiness, and college and career courses as documented with a participant survey and the actual number of students participating. (Baseline Data of number of students participating in college and career courses: 2013-2014 = 262, 2014-2015 = 307.) Goal of 331 for 2015-2016.

**AIM 2** **Safe and Welcoming Environment**

**Goal A** **Demonstrate Respect:**

Bemidji Area Schools' students will reduce the incidences of assaults and fights by 5% as reported by school principals on the Skyward Student Management Data System for 2015-2016. (Baseline Data: 2013-2014 Grades K-5 = 126, Grades 6-8 = 28, Grades 9-12 = 47.)

**AIM 3      EFFECTIVE AND EFFICIENT OPERATIONS**

**Goal A**      During the 2015-2016 school year, Bemidji Area Schools will select a site, approve architectural plans, and start construction of the new Gene Dillon Elementary School. By June 30, 2016, footings and foundations will be poured; first, second, and third bid packages will be awarded; and Bemidji Area Schools will select the principal for the school and develop initial strategies to staff the facility.



## What's new for 2015-2016 State Assessments?

- The state now limits student district and school testing time:
  - Grades 1-6 10 hours max
  - Grades 7-12 11 hours max (excluding AP assessments)
- Reading Optional Local Purpose Assessment (OLPA) is available for Grades 3-8 & 10 from October 19 - February 19 for one administration. This is the last year Reading OLPA will be available.
- Math OLPA is available from October 19 - February 19 to Grades 3-8 for two administrations and to Grade 11 for one administration. This is the last year Math OLPA will be available.
- GRAD and College & Career Ready EXPLORE (Grade 8), PLAN (Grade 10), and COMPASS (Grades 10-11) are no longer available. Districts must provide a career interest inventory by 9<sup>th</sup> grade.
- District must provide a college and career ready assessment free to students during a school day. Students are not required to take the assessment, and there is no minimum score. In 2016, the ACT Plus Writing will be available for grade 11 and 12 students who have not had the opportunity. This year Pearson will pay for the ACT tests.
- Pearson Perspective and WriteToLearn online resources are available this year for MCA preparation.
- In 2016-2017 the state will require a high school writing assessment.

**MDE & Pearson Agreement:** Because of the state testing problems we had last year, Pearson will credit MDE \$1 million in fees and provide up to \$4.69 million worth of additional services and support for districts and schools at no cost to the state. Pearson will:

- Reduce overall contract price by \$1 million.
- Provide funding to support the administration of the ACT exam and augment funding provided by the state to assure all eligible students are given the opportunity to participate.
- Provide Pearson Perspective at no cost to the state for the duration of the contract and renewals. Perspective is an online tool that helps teachers and students improve their performance by providing supplemental resources aligned to career and college readiness academic standards.
- Provide Write to Learn to students in eighth and 10th grades at no cost to the state for the duration of the contract and renewals. Write to Learn is an online literacy tool that teachers use in classrooms to enhance learning opportunities for students through essay writing, and other writing activities aligned to reading comprehension, and vocabulary exercises.
- Pay for a study to determine the testing options for a new writing exam required by the 2015 Legislature.
- Provide additional training and support to staff and districts.
- Implement various improvements to technical support and reporting.

# 2015-2016 State Test Dates

## Bemidji Area Schools

**OLPA** = Optional Local Purpose Assessment for Math Grades 3-8 and 11 online practice up to two times and Reading Grades 3-8 and 10 for one time. This is the final year for OLPA.

**ACT Plus Writing** = College & Career Ready test available to all 11<sup>th</sup> and 12<sup>th</sup> graders who have not had the opportunity to take it in a school setting free. The school chooses online or paper format.

**Other State Tests** = Includes all required state English Language Learner and Special Education alternative tests.

**MCA** = Minnesota Comprehensive Assessments:

**Reading** required for All Students in Grades 3-8 & 10

**Math** required for All Students in Grades 3-8 & 11

**Science** required for All Students in Grades 5, 8 & HS (upon completion of biology)

**MAP** = NWEA Measures of Academic Progress - District computerized tests, Grades 2-9, fall & spring

**AIMSweb** = District Reading and Math Benchmark probes for Grades K-1 and Progress Monitoring

	Date	Test	Grade Level
<b>OLPA</b>	Oct 19 - Feb 19, 2015-2016	OLPA Math (online)	<i>Optional</i> up to two times to Grades 3-8 <i>Optional</i> one time Grade 11
		OLPA Reading (online)	<i>Optional</i> one time for Grades 3-8 & 10
<b>ACT</b>	March 15, 2016	ACT Plus Writing	Available for Grade 11 & 12 students who have not taken it in the school setting
	March 29, 2016	ACT Plus Writing Make up	
<b>Other State Tests</b>	Feb 1-Mar 25, 2016	ACCESS for ELLs (online)	Required all Limited English Proficient students
	March 7-May 6, 2016	MTAS Math, Reading & Science	Alternate for Special Education students
<b>MCA</b>	Mar 7-May 6, 2016	MCA Math (online)	All Grades 3-8 & 11 students
		MCA Reading (online)	All Grades 3-8 & 10 students
	Mar 7-May 13, 2016	MCA Science (online)	All Grade 5, 8 & HS Biology students
<b>MAP</b>	Sep 29-Oct 23, 2015	MAP Reading and Math	All Grade 2-9 students
	Jan 14-29, 2016	MAP Reading and Math	Available for all students, <i>optional</i>
	May 9-27, 2016	MAP Reading and Math	All Grade 2-9 students
<b>AIMSweb</b>	Sep 14-25, 2015	AIMSweb Reading & Math	All Grade K-1 students
	Jan 6-20, 2016	AIMSweb Reading & Math	All Grade K-1 students
	May 16-27, 2016	AIMSweb Reading & Math	All Grade K-1 students

# Bemidji Area Schools 2015-2016 Testing Calendar

## SEPTEMBER 2015

- 14-25 District AIMSweb Reading & Math for Grades K & 1
- 29 District MAP Reading & Math Online begins for Grades 2-9

## OCTOBER 2015

- 19 OLPA (Optional Local Purpose Assessment) Reading Grades 3–8, 10 and Mathematics Grades 3–8, 11 Online begins. This is the final year for OLPA.
- 23 District MAP Reading & Math Online for Grades 2-9 ends

## JANUARY 2016

- 6-20 District AIMSweb Reading & Math for Grades K & 1
- 14-29 Winter MAP Reading & Math available, *optional*

## FEBRUARY 2016

- 1 ACCESS for ELLs 2.0® and Alternate ACCESS for ELLs® Online begins
- 19 OLPA (Optional Local Purpose Assessment) Reading Grades 3–8, 10 and Mathematics Grades 3–8, 11 Online ends. This is the final year for OLPA.

## MARCH 2016

- 7 MCA Reading Grades 3–8, 10 and Mathematics Grades 3–8, 11 Online begins  
MCA Science Grades 5, 8 & HS Online begins  
MTAS Reading, Mathematics, and Science begins
- 15 ACT Plus Writing Grades 11 & 12 for students who have not had the opportunity
- 25 ACCESS for ELLs 2.0® and Alternate ACCESS for ELLs® Online ends
- 29 ACT Plus Writing Grades 11 & 12 make-up date

## MAY 2016

- 6 MCA Reading Grades 3–8, 10 and Mathematics Grades 3–8, 11 Online ends  
MTAS Reading, Mathematics
- 9-27 District MAP Reading & Math Online for Grades 2-9
- 13 MCA Science Grades 5, 8 and High School Online ends
- 16-27 District AIMSweb Reading & Math for Grades K & 1