







Write a sight word on each car.



## **Crash (Sight Words or Letter Identification and Sounds)**

Directions: Print sight words on car-shaped paper. On some cars print the word CRASH. Spread all cars out on the table. Students take turns choosing words. If the student can read the word, he or she may keep it and continue drawing until he or she doesn't know a word or gets a CRASH card. Students also keep CRASH cards. At the end of the game, the student with the most cards is the winner.