

PHONEME SEGMENTATION

WHAT IS PHONEME SEGMENTATION?

Phoneme segmentation is the ability to break words down into individual sounds. For example, a child may break the word “sand” into its component sounds – /sss/, /aaa/, /nnn/, and /d/.

WHY ARE PHONEME SEGMENTATION SKILLS IMPORTANT?

Phoneme segmentation is essential in developing reading and spelling skills. In order to write or type words, children must:

- break the word down into its component sounds
- select the letters that represent these sounds.

Children who have strong phonemic awareness skills demonstrate better literacy growth.

ACTIVITIES TO DEVELOP PHONEME SEGMENTATION SKILLS

Head, Shoulders, Knees, & Toes

Tell your child a word with 1-4 phonemes (sounds), like “top”. Have him stand up and touch his head, shoulders, knees, and/or toes as he is saying the sounds in words. For example, the word "cat" would be /c/ (head), /a/ (shoulders), and /t/ (knees). Start with 2-phoneme words, like “at”, and as your child experiences success over time, add 3, 4, and 5-phoneme words.

Night Lights

Using inexpensive touch-on night lights is a great way to help children learn to say sounds in words. Line up the night lights and say a word. Have your child say the sounds in the word as they touch the lights to turn them on. Repeat this process with the same word, but have your child say the sounds while they turn off the night lights. (It's always a good idea to teach your child to work from left to right! Again, start with 2-phoneme words and build up to larger words as your child experiences success).

Bingo Chip Segmenting

Using magnetic bingo chips and a cut-apart egg carton, place a chip in each slot. Give your child a word with 2-5 phonemes (start small) and have him pick up a chip while he says each sound. Like in the previous activity, it's best to teach your child to work from left to right.

Phoneme Jumping

Place a green, yellow, and red mat on the floor (in that order). Begin by telling your child a word with 2-3 sounds. Have your child say the sounds he hears as he jumps from mat to mat. For increased difficulty, move the mats so they are further apart.


Bean Bag Sound Toss

Give your child 5 bean bags and place a basket in front of them (distance depends on their ability to throw). Tell your child a word with 2 – 5 phonemes (start small). Have your child throw a bean bag for each sound he hears in a given word. A point is received for each bean bag that makes it into the basket. (Make sure your child is saying the sounds he hears as he throws the bean bag). When he is finished throwing, have him count up his points to determine the grand total.

Sound Boxes


Use the sound boxes on the next few pages to help your child segment sounds in words. Place one game chip under each box. Your child should say the name of each picture and then push up a chip into a box for each sound in that word.

SOUND BOXES



A line drawing of a slice of pie with a lattice crust, positioned in the center of a large rectangular box.

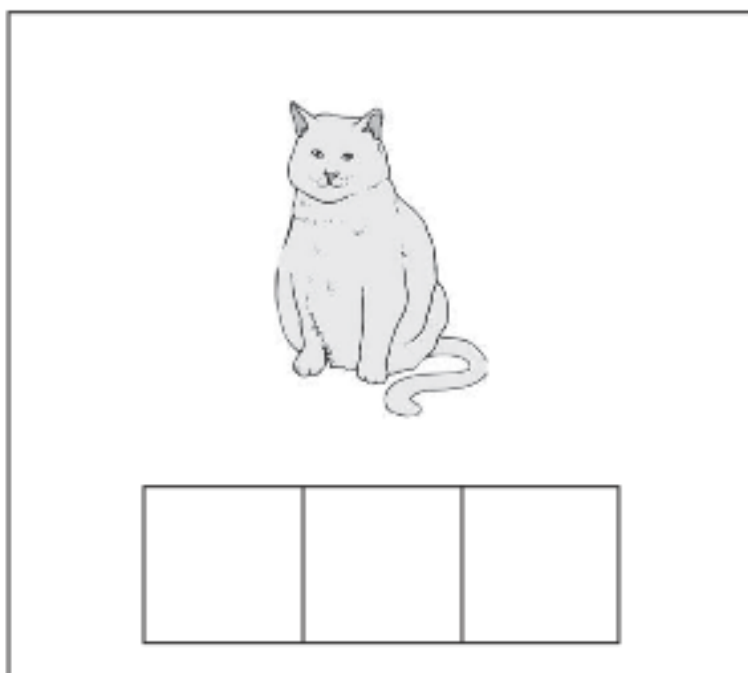
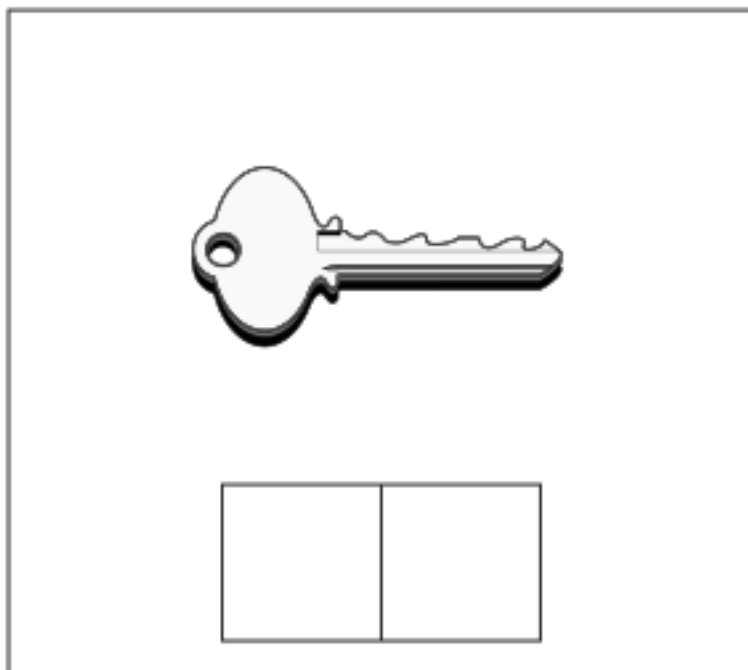
--	--





A line drawing of a bee with wings spread, positioned in the center of a large rectangular box.

--	--

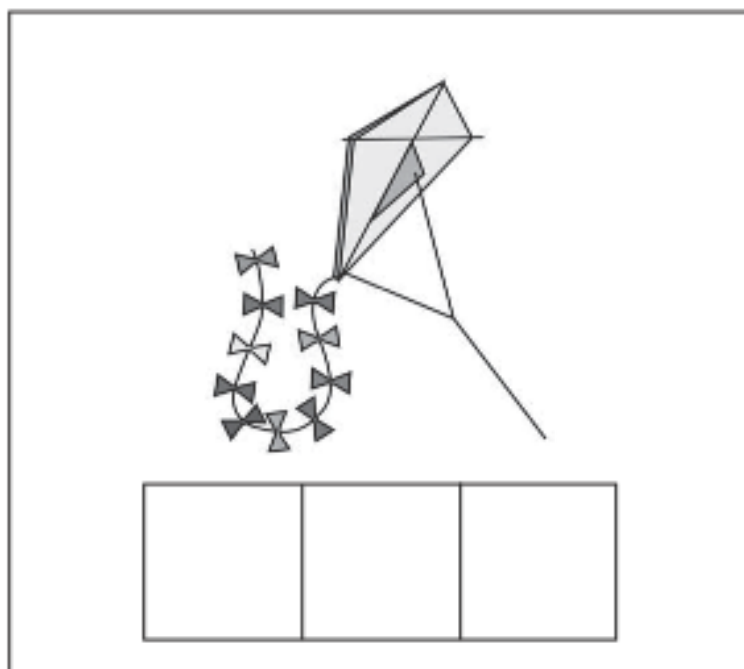
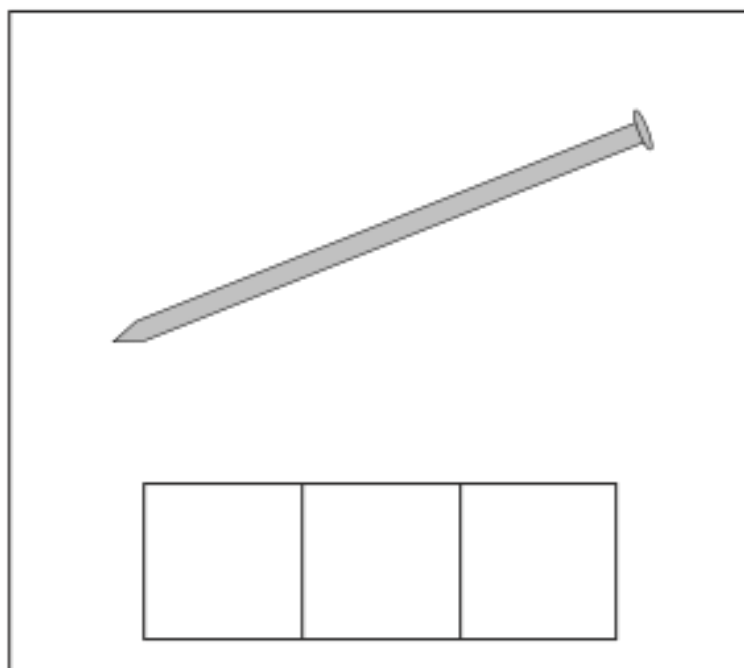
SOUND BOXES (continued)




SOUND BOXES (continued)




SOUND BOXES (continued)



SOUND BOXES (continued)




--	--	--




--	--	--

SOUND BOXES (continued)



A black and white line drawing of a man's face, looking slightly to the right. He has short, wavy hair and is wearing a collared shirt and a tie.


--	--	--




A grayscale illustration of a fish, possibly a surgeonfish, facing left. It has a rounded body with vertical stripes and a prominent dorsal fin.

--	--	--

SOUND BOXES (continued)



A large square box containing a sun with rays. Below the sun is a horizontal row of three empty rectangular boxes for writing.



A large square box containing an analog clock showing 3:00. Below the clock is a horizontal row of four empty rectangular boxes for writing.