

**PAUL BUNYAN PARKING CHART**

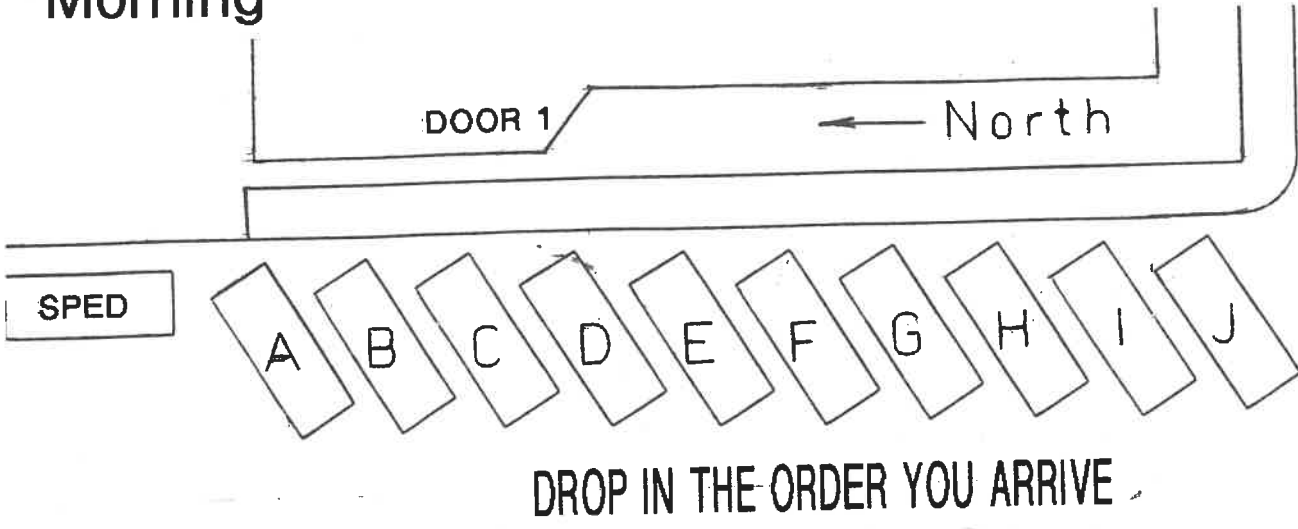
**Bemidji Area Schools**

ISD 31 Transportation

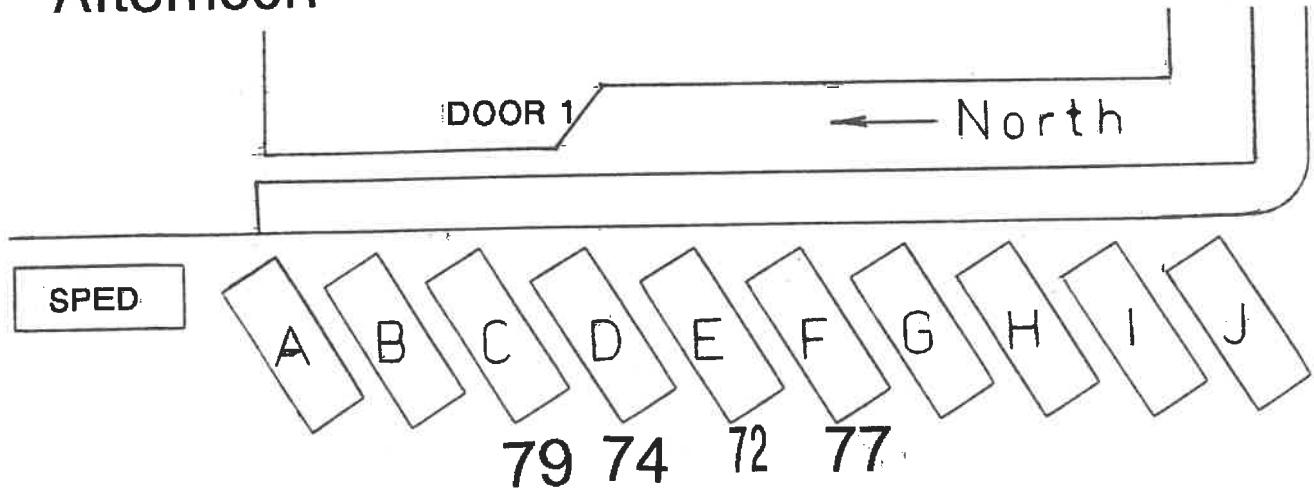
School Year  
As of

**21-22**

**Morning**



**Afternoon**

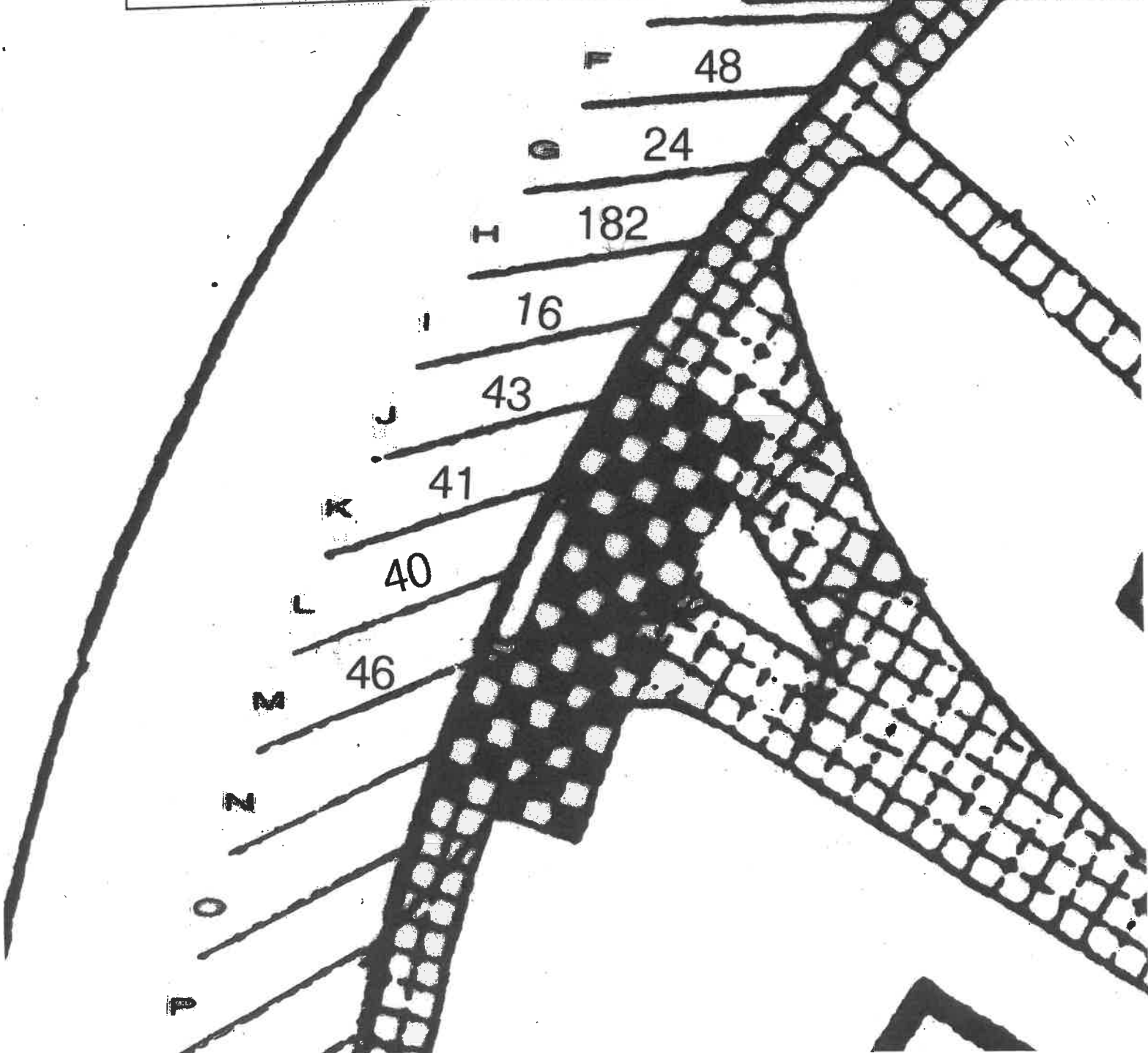
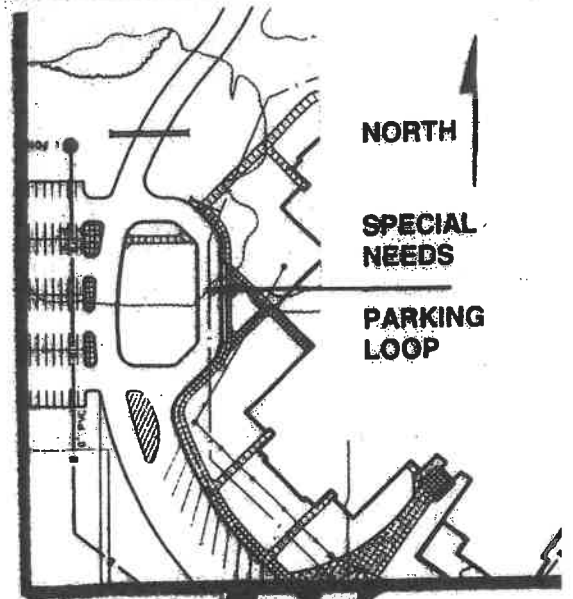


# AFTERNOON BEMIDJI HIGH SCHOOL BUS PARKING CHART

Bemidji Area Schools  
ISD 31 Transportation (8/02)

Current Version 21-22 School Year

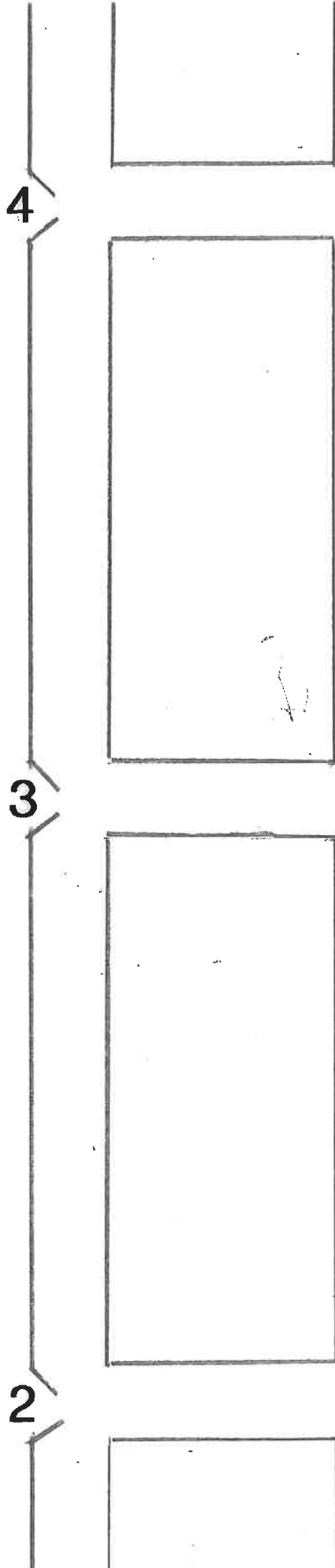
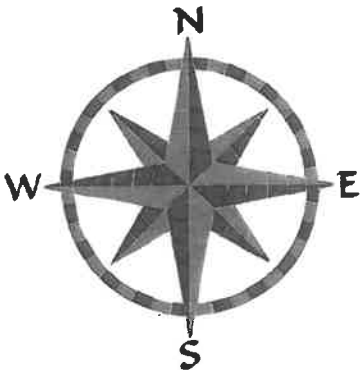
**NOTICE: All buses go from the High School to the Middle School.**



2021-2022

# AFTERNOON GENE DILLON SCHOOL BUS PARKING CHART

*Bemidji Area Schools*  
ISD 31 Transportation (8/18)



A	
B	
C	
D	
E	39
F	22
G	21
H	75
I	54
J	69
K	17
L	62
M	89
N	25
O	88
P	50
Q	28
R	14
S	20
T	
U	

LEAVE AT 3:05

LEAVE AT 3:02

TO B&G CLUB  
(J.W. SMITH)  
CENTRAL - MINN  
DTWN - MISS - PARK



# 2021-2022 PARKING ASSIGNMENTS

J.W. SMITH PM



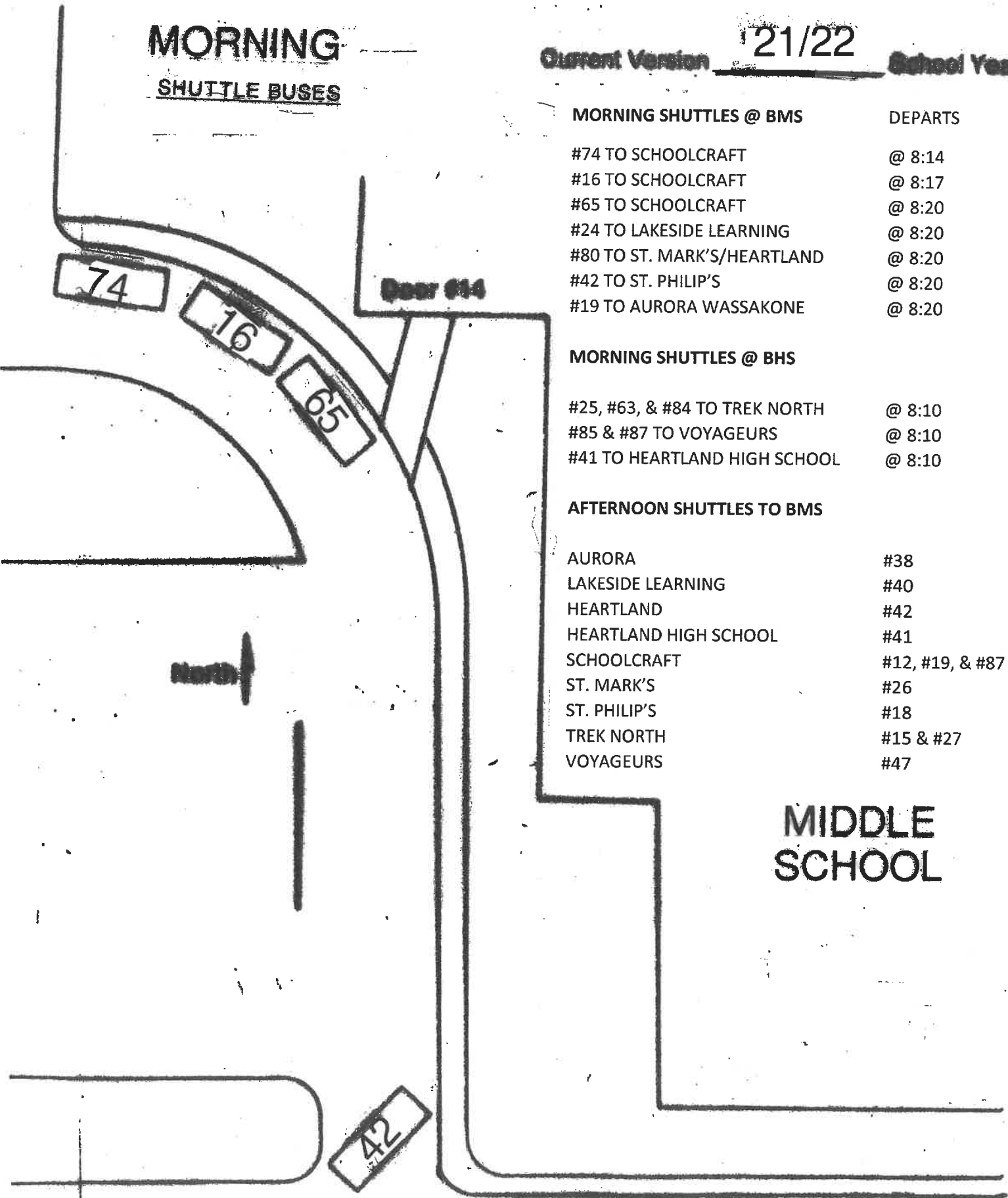
# MIDDLE SCHOOL

## MORNING SHUTTLE BUSES

Current Version

21/22

School Year



### MORNING SHUTTLES @ BMS

DEPARTS

#74 TO SCHOOLCRAFT	@ 8:14
#16 TO SCHOOLCRAFT	@ 8:17
#65 TO SCHOOLCRAFT	@ 8:20
#24 TO LAKESIDE LEARNING	@ 8:20
#80 TO ST. MARK'S/HEARTLAND	@ 8:20
#42 TO ST. PHILIP'S	@ 8:20
#19 TO AURORA WASSAKONE	@ 8:20

### MORNING SHUTTLES @ BHS

#25, #63, & #84 TO TREK NORTH	@ 8:10
#85 & #87 TO VOYAGEURS	@ 8:10
#41 TO HEARTLAND HIGH SCHOOL	@ 8:10

### AFTERNOON SHUTTLES TO BMS

AURORA	#38
LAKESIDE LEARNING	#40
HEARTLAND	#42
HEARTLAND HIGH SCHOOL	#41
SCHOOLCRAFT	#12, #19, & #87
ST. MARK'S	#26
ST. PHILIP'S	#18
TREK NORTH	#15 & #27
VOYAGEURS	#47

# MIDDLE SCHOOL

24 80 19

# 2021-2022 PARKING ASSIGNMENTS


SOLWAY PM



# BEMIDJI AREA SCHOOLS

## LINCOLN PM PARKING CHART

21-22






# HORACE MAY PARKING CHARTS 21-22

## HORACE MAY AM PARKING 21-22

AM ↓



PM ↓

