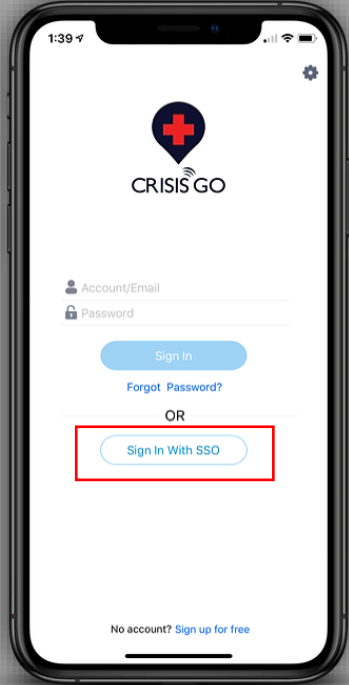

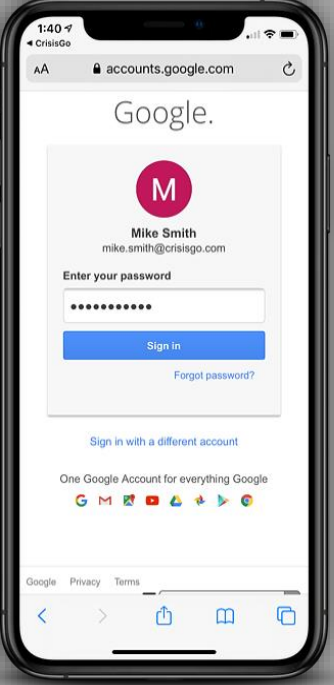
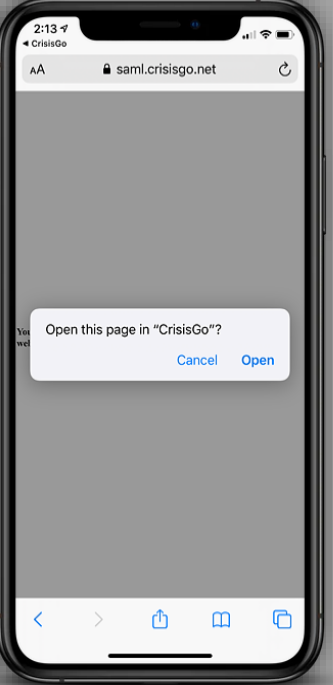


Login Instruction – Google – Mobile Application

			
<p>Step 1: Launch the CrisisGo app on your mobile device and Press the Sign In With SSO button.</p>	<p>Step 2: Enter your email address and Press the Continue button.</p>	<p>Step 3: You will be redirected to a Google Sign in Screen. Enter your organization e-mail address again, then press Next</p>	<p>Step 4: Press Open when prompted to finish the Sign-On process and be redirected back to CrisisGo.</p>

If You Receive a 403 Error When Attempting To Login: In order to use your Google email address and password, you must first ensure you have logged into your device using your organization's Google Account. On your device, please go to <http://myaccount.google.com> and log in using your organization's email address and password. After which, you should be able to successfully log into CrisisGo.