

INDEPENDENT SCHOOL DISTRICT NO. 31
BEMIDJI, MINNESOTA
FINANCIAL STATEMENTS
AND
INDEPENDENT AUDITOR'S REPORT
JUNE 30, 2022

INDEPENDENT SCHOOL DISTRICT NO. 31
BEMIDJI, MINNESOTA
JUNE 30, 2022

TABLE OF CONTENTS

	<u>Page</u>
OFFICIAL DIRECTORY	1
INDEPENDENT AUDITOR’S REPORT	2-4
REQUIRED SUPPLEMENTARY INFORMATION:	
Management’s Discussion and Analysis	5-17
FINANCIAL STATEMENTS:	
District-wide Financial Statements:	
Statement of Net Position	18
Statement of Activities	19
Fund Financial Statements:	
Balance Sheet – Governmental Funds	20
Reconciliation of the Balance Sheet – Governmental Funds to the Statement of Net Position	21
Statement of Revenues, Expenditures, and Changes in Fund Balances – Governmental Funds	22
Reconciliation of the Statement of Revenues, Expenditures, and Changes in Fund Balances – Governmental Funds to the Statement of Activities	23
Fiduciary Funds:	
Statement of Fiduciary Net Position	24
Statement of Changes in Fiduciary Net Position	25
Notes to Financial Statements	26-59
REQUIRED SUPPLEMENTARY INFORMATION:	
Budgetary Comparison Schedule:	
General Fund	60
Schedule of Changes in the District’s Net OPEB Liability and Related Ratios	61
Schedule of Investment Returns	62
Schedule of the District’s and Non-Employer Proportionate Share of the Net Pension Liability	63
Schedule of District’s Contributions	64
Notes to the Required Supplementary Information	65-75
SUPPLEMENTARY INFORMATION:	
Nonmajor Governmental Funds:	
Combining Balance Sheet	76
Combining Statement of Revenues, Expenditures, and Changes in Fund Balances	77

INDEPENDENT SCHOOL DISTRICT NO. 31
BEMIDJI, MINNESOTA
JUNE 30, 2022

TABLE OF CONTENTS (Continued)

	<u>Page</u>
SUPPLEMENTARY INFORMATION: (Continued)	
Other Schedules:	
Fiscal Compliance Report – 06/30/22	78
Schedule of Expenditures of Federal Awards	79-80
Notes to the Schedule of Expenditures of Federal Awards	81
Statistical Section:	
Tax Levies, Tax Rates and Student Census - (Unaudited)	82
OTHER REPORTS:	
Independent Auditor’s Report on Compliance Based on an Audit of the Financial Statements Performed in Accordance With the <i>Minnesota Legal Compliance Audit Guide for School Districts</i>	83
Independent Auditor’s Report on Internal Control Over Financial Reporting and on Compliance and Other Matters Based on an Audit of Financial Statements Performed in Accordance with <i>Government Auditing Standards</i>	84-85
Independent Auditor’s Report on Compliance for Each Major Program and on Internal Control Over Compliance Required by the Uniform Guidance	86-88
Schedule of Findings and Questioned Costs	89-90

INDEPENDENT SCHOOL DISTRICT NO. 31
BEMIDJI, MINNESOTA
YEAR ENDED JUNE 30, 2022

OFFICIAL DIRECTORY
(Unaudited)

	<u>July 1, 2021</u> to <u>December 31, 2021</u>	<u>January 1, 2022</u> to <u>June 30, 2022</u>
<u>School Board Members and Officers</u>		
Chairperson	Ann Long Voelkner	Carol. L Johnson
Vice-Chairperson	Carol. L Johnson	Sarah Young
Clerk	Sarah Young	Jeff Lind
Treasurer	Jeff Lind	Gabriel Warren
Director	Jeff Haack	Todd Haugen
Director	Gabriel Warren	Ann Long Voelkner
<u>Administration</u>		
Superintendent	Tim Lutz	Tim Lutz
Director of Business Services	Krisi Fenner, CPA	Krisi Fenner, CPA



MILLER MCDONALD, INC.
Certified Public Accountants
513 Beltrami Avenue
P.O. Box 486
Bemidji, MN 56619
(218) 751 - 6300
Fax (218) 751 - 0782
www.millermcdonald.com

INDEPENDENT AUDITOR'S REPORT

**The Board of Education
Independent School District No. 31
Bemidji, Minnesota**

Report on the Audit of the Financial Statements

Opinions

We have audited the accompanying financial statements of the governmental activities, each major fund, and the aggregate remaining fund information of Independent School District No. 31 - Bemidji, Minnesota, as of and for the year ended June 30, 2022, and the related notes to the financial statements, which collectively comprise the Independent School District No. 31 - Bemidji, Minnesota's basic financial statements as listed in the table of contents.

In our opinion, the financial statements referred to above present fairly, in all material respects, the respective financial position of the governmental activities, each major fund, and the aggregate remaining fund information of the Independent School District No. 31 - Bemidji, Minnesota, as of and for the year ended June 30, 2022, and the respective changes in financial position for the year then ended in accordance with accounting principles generally accepted in the United States of America.

Basis for Opinions

We conducted our audit in accordance with auditing standards generally accepted in the United States of America and the standards applicable to financial audits contained in *Government Auditing Standards*, issued by the Comptroller General of the United States. Our responsibilities under those standards are further described in the Auditor's Responsibilities for the Audit of the Financial Statements section of our report. We are required to be independent of Independent School District No. 31 - Bemidji, Minnesota, and to meet our other ethical responsibilities, in accordance with the relevant ethical requirements relating to our audit. We believe that the audit evidence we have obtained is sufficient and appropriate to provide a basis for our audit opinions.

Change in Accounting Principle

As described in Note 1 to the financial statements, in 2022, Independent School District No. 31 - Bemidji, Minnesota adopted new accounting guidance, GASB Statement No. 87, *Leases*. Our opinion is not modified with respect to this matter.

Responsibilities of Management for the Financial Statements

Management is responsible for the preparation and fair presentation of the financial statements in accordance with accounting principles generally accepted in the United States of America, and for the design, implementation, and maintenance of internal control relevant to the preparation and fair presentation of financial statements that are free from material misstatement, whether due to fraud or error.

**Independent School District No. 31
Bemidji, Minnesota**

In preparing the financial statements, management is required to evaluate whether there are conditions or events, considered in the aggregate, that raise substantial doubt about Independent School District No. 31 - Bemidji, Minnesota's ability to continue as a going concern for twelve months beyond the financial statement date, including any currently known information that may raise substantial doubt shortly thereafter.

Auditor's Responsibilities for the Audit of the Financial Statements

Our objectives are to obtain reasonable assurance about whether the financial statements as a whole are free from material misstatement, whether due to fraud or error, and to issue an auditor's report that includes our opinions. Reasonable assurance is a high level of assurance but is not absolute assurance and therefore is not a guarantee that an audit conducted in accordance with generally accepted auditing standards and *Government Auditing Standards* will always detect a material misstatement when it exists. The risk of not detecting a material misstatement resulting from fraud is higher than for one resulting from error, as fraud may involve collusion, forgery, intentional omissions, misrepresentations, or the override of internal control. Misstatements are considered material if there is a substantial likelihood that, individually or in the aggregate, they would influence the judgment made by a reasonable user based on the financial statements.

In performing an audit in accordance with generally accepted auditing standards and *Government Auditing Standards*, we:

- Exercise professional judgment and maintain professional skepticism throughout the audit.
- Identify and assess the risks of material misstatement of the financial statements, whether due to fraud or error, and design and perform audit procedures responsive to those risks. Such procedures include examining, on a test basis, evidence regarding the amounts and disclosures in the financial statements.
- Obtain an understanding of internal control relevant to the audit in order to design audit procedures that are appropriate in the circumstances, but not for the purpose of expressing an opinion on the effectiveness of Independent School District No. 31 - Bemidji, Minnesota's internal control. Accordingly, no such opinion is expressed.
- Evaluate the appropriateness of accounting policies used and the reasonableness of significant accounting estimates made by management, as well as evaluate the overall presentation of the financial statements.
- Conclude whether, in our judgment, there are conditions or events, considered in the aggregate, that raise substantial doubt about Independent School District No. 31 - Bemidji, Minnesota, 's ability to continue as a going concern for a reasonable period of time.

We are required to communicate with those charged with governance regarding, among other matters, the planned scope and timing of the audit, significant audit findings, and certain internal control-related matters that we identified during the audit.

Required Supplementary Information

Accounting principles generally accepted in the United States of America require that the management's discussion and analysis, the Budgetary Comparison Schedule, the Schedule of Changes in the District's Net OPEB Liability and Related Ratios, the Schedule of Investment Returns, the Schedule of the District's and Non-Employer Proportionate Share of the Net Pension Liability, and the Schedule of District's Contributions on pages 5 through 17 and 60 through 75, respectively, be presented to supplement the basic financial statements. Such information, although not a part of the basic financial statements, is required by the Governmental Accounting Standards Board, who considers it to be an essential part of financial reporting for placing the basic financial statements in an appropriate operational, economic, or historical context. We have applied certain limited procedures to the required supplementary information in accordance with auditing standards generally accepted in the United States of America, which consisted of inquiries of management about the methods of preparing the information and comparing the information for consistency

**Independent School District No. 31
Bemidji, Minnesota**

with management's responses to our inquiries, the basic financial statements, and other knowledge we obtained during our audit of the basic financial statements. We do not express an opinion or provide any assurance on the information because the limited procedures do not provide us with sufficient evidence to express an opinion or provide any assurance.

Supplementary Information

Our audit was conducted for the purpose of forming opinions on the financial statements that collectively comprise Independent School District No. 31 - Bemidji, Minnesota's basic financial statements. The accompanying combining nonmajor fund financial statements, fiscal compliance report, and schedule of expenditures of federal awards, as required by Title 2 U.S. Code of Federal Regulations Part 200, Uniform Administrative Requirements, Cost Principles, and Audit Requirements for Federal Awards, are presented for purposes of additional analysis and are not a required part of the basic financial statements. Such information is the responsibility of management and was derived from and relates directly to the underlying accounting and other records used to prepare the basic financial statements. The information has been subjected to the auditing procedures applied in the audit of the basic financial statements and certain additional procedures, including comparing and reconciling such information directly to the underlying accounting and other records used to prepare the basic financial statements or to the basic financial statements themselves, and other additional procedures in accordance with auditing standards generally accepted in the United States of America. In our opinion, the combining nonmajor fund financial statements, fiscal compliance report, and the schedule of expenditures of federal awards are fairly stated, in all material respects, in relation to the basic financial statements as a whole.

Other Information

Management is responsible for the other information included in the annual report. The other information comprises the official directory and statistical section but does not include the basic financial statements and our auditor's report thereon. Our opinions on the basic financial statements do not cover the other information, and we do not express an opinion or any form of assurance thereon.

In connection with our audit of the basic financial statements, our responsibility is to read the other information and consider whether a material inconsistency exists between the other information and the basic financial statements, or the other information otherwise appears to be materially misstated. If, based on the work performed, we conclude that an uncorrected material misstatement of the other information exists, we are required to describe it in our report.

Other Reporting Required by Government Auditing Standards

In accordance with *Government Auditing Standards*, we have also issued our report dated June 28, 2023, on our consideration of Independent School District No. 31 - Bemidji, Minnesota's internal control over financial reporting and on our tests of its compliance with certain provisions of laws, regulations, contracts, and grant agreements and other matters. The purpose of that report is solely to describe the scope of our testing of internal control over financial reporting and compliance and the results of that testing, and not to provide an opinion on the effectiveness of the Independent School District No. 31 - Bemidji, Minnesota's internal control over financial reporting or on compliance. That report is an integral part of an audit performed in accordance with *Government Auditing Standards* in considering Independent School District No. 31 - Bemidji, Minnesota's internal control over financial reporting and compliance.

Miller McDonald, Inc.

June 28, 2023
Bemidji, Minnesota

INDEPENDENT SCHOOL DISTRICT NO. 31
BEMIDJI, MINNESOTA
MANAGEMENT'S DISCUSSION AND ANALYSIS
YEAR ENDED JUNE 30, 2022

This section of Independent School District No. 31 – Bemidji, Minnesota’s annual financial report presents our discussion and analysis of the District’s financial performance during the fiscal year that ended on June 30, 2022. Please read it in conjunction with the District’s financial statements, which immediately follow this section.

FINANCIAL HIGHLIGHTS

Key financial highlights for the year ended June 30, 2022 include the following:

- Net position increased by 57.91% from the prior year.
- District-wide revenues were \$81,957,971 and district-wide expenses were \$76,746,269.
- Total enrollment decreased by 63.34 students or 1.33% from 4,765.24 to 4,701.90 ADM students.
- General fund balances increased by \$2,518,207 primarily due to the decrease in expenditures.
- The District purchased new equipment in the amount of \$273,439, and buildings and improvements of \$557,707.
- The District made payments of \$2,150,000 on its outstanding general obligation bonds and issued a \$2,300,000 long term facility maintenance bond.

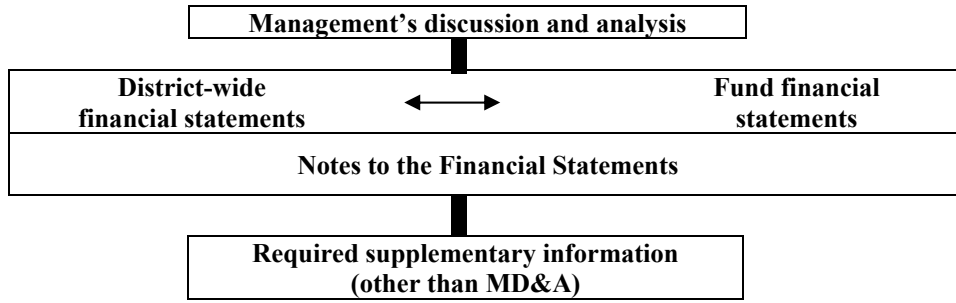
OVERVIEW OF THE FINANCIAL STATEMENTS

The financial section of the annual report consists of four parts – Independent Auditor’s Report, required supplementary information, which includes the management’s discussion and analysis (this section), the basic financial statements, and supplementary information. The basic financial statements include two kinds of statements that present different views of the District:

- The first two statements are *district-wide financial statements* that provide both *short-term* and *long-term* information about the District’s overall financial status.
- The remaining statements are *fund-financial statements* that focus on individual parts of the District, reporting on the District’s operations in more detail than the district-wide statements.
- The *governmental funds statements* tell how basic services such as regular, vocational and special education were financed in the short-term as well as what remains for future spending.
- *Fiduciary funds* statements provide information about the financial relationships in which the District acts solely as a trustee or agent for the benefit of others to whom the resources belong.

INDEPENDENT SCHOOL DISTRICT NO. 31
BEMIDJI, MINNESOTA
MANAGEMENT'S DISCUSSION AND ANALYSIS
YEAR ENDED JUNE 30, 2022

The financial statements also include notes that explain some of the information in the statements and provide more detailed data. The statements are followed by a section of required supplementary information that further explains and supports the financial statements with a comparison of the District's general and special revenue funds budgets for the year. The following diagram explains how the various parts of this annual report are arranged and related to one another.



The major features of the District's financial statements, including the portion of the District's activities they cover and the types of information they contain, are summarized below. The remainder of the overview section of the MD&A highlights the structure and content of each of the statements.

	District-wide Statements	Fund Financial Statements	
		Governmental Funds	Fiduciary Funds
Scope	Entire district except fiduciary funds	The activities of the district that are not proprietary or fiduciary, such as special education and building maintenance	Instances in which the district administers resources on behalf of someone else, such as retiree benefits
Required financial statements	<ul style="list-style-type: none"> Statement of net position Statement of activities 	<ul style="list-style-type: none"> Balance sheet Statement of revenues, expenditures, and changes in fund balances 	<ul style="list-style-type: none"> Statement of fiduciary net position Statement of changes in fiduciary net position
Accounting basis and measurement focus	Accrual accounting and economic resources focus	Modified accrual accounting and current financial focus	Accrual accounting and economic resources focus
Type of assets/liability information	All assets and liabilities, both financial and capital, short-term and long-term	Generally, assets expected to be used up and liabilities that come due during the year or soon thereafter; no capital assets or long-term liabilities included	All assets and liabilities, both short-term and long-term; funds do not currently contain capital assets, although they can
Type of deferred outflows/inflows of resources information	All deferred outflows/inflows of resources, regardless of when cash is received or paid	Only deferred outflows of resources expected to be used up and deferred inflows of resources that come due during the year or soon thereafter; no capital assets included	All deferred outflows/inflows of resources, regardless of when cash is received or paid
Type of inflow/outflow information	All revenues and expenses during year, regardless of when cash is received or paid	Revenues for which cash is received during or soon after the end of the year; expenditures when goods or services have been received and the related liability is due and payable	All additions and deductions during the year, regardless of when cash is received or paid

INDEPENDENT SCHOOL DISTRICT NO. 31
BEMIDJI, MINNESOTA
MANAGEMENT'S DISCUSSION AND ANALYSIS
YEAR ENDED JUNE 30, 2022

District-wide Statements

The district-wide statements report information about the District as a whole using accounting methods similar to those used by private-sector companies. The Statement of Net Position includes all of the District's assets, deferred outflows of resources, liabilities and deferred inflows of resources. All of the current year's revenues and expenses are accounted for in the Statement of Activities regardless of when cash is received or paid.

The district-wide statements report the District's net position and how it changed. Net position – the difference between the District's assets, deferred outflows of resources, liabilities and deferred inflows of resources – is one way to measure the District's financial health or position.

- Over time, increases or decreases in the District's net position is an indicator of whether its financial position is improving or deteriorating, respectively.
- To assess the overall health of the District you need to consider additional non-financial factors such as changes in the District's property tax base and the condition of school buildings and other facilities.

In the district-wide financial statements the District's activities are shown in one category:

- **Governmental Activities** – The majority of the District's basic services are included within these activities; such as regular and special education, transportation, administration, food services, and community education. Property taxes and state aids finance the majority of these activities.

Fund Financial Statements

The fund financial statements provide more detailed information about the District's funds – focusing on its most significant or “major” funds – not the District as a whole. Funds are accounting devices the District uses to keep track of specific sources of funding and spending on particular programs.

- Some funds are required by State law and by bond covenants.
- The District establishes other funds to control and manage money for particular purposes (e.g., repaying its long-term debts) or to show that it is properly using certain revenues (e.g., federal grants).

The District has two types of funds:

Governmental Funds – The majority of the District's basic services are included in governmental funds, which generally focus on (1) how cash and other financial assets that can readily be converted to cash flow in and out and (2) the balances left at year-end that are available for spending. Consequently, the governmental funds statements provide a detailed short-term view that helps to determine whether there are more or fewer financial resources that can be spent in the near future to finance the District's programs. Because this information does not encompass the additional long-term focus of the district-wide statements, we provide additional information following the governmental funds statements that explains the relationship (or differences) between them.

INDEPENDENT SCHOOL DISTRICT NO. 31
BEMIDJI, MINNESOTA
MANAGEMENT'S DISCUSSION AND ANALYSIS
YEAR ENDED JUNE 30, 2022

Fiduciary Funds – The District is the trustee, or fiduciary, for assets that belong to others. The District is responsible for ensuring that only those to whom the assets belong use the assets reported in these funds. The District's fiduciary activities (consisting of an irrevocable trust fund) are reported in a separate Statement of Fiduciary Net Position. We exclude these activities from the district-wide financial statements because the District cannot use these assets to finance its operations.

FINANCIAL ANALYSIS OF THE DISTRICT AS A WHOLE
(DISTRICT-WIDE FINANCIAL STATEMENTS)

Net Position

The District's combined net position was (\$3,893,042) at June 30, 2022 (see the following table). At June 30, 2021, the net position was (\$9,248,720), with an increase of \$5,355,678 from operating activities for the year ended June 30, 2022.

	2022	2021	Net Changes	
			Amount	Percent
Current and other assets	\$ 36,471,315	\$ 31,359,597	\$ 5,111,718	16.30%
Capital assets, net of depreciation	83,388,961	86,453,403	(3,064,442)	-3.54%
Total assets	119,860,276	117,813,000	2,047,276	1.74%
Deferred outflows of resources	19,597,862	20,903,312	(1,305,450)	-6.25%
Current payables	7,703,700	7,322,904	380,796	5.20%
Long-term liabilities:				
Due within one year	2,489,367	2,418,105	71,262	2.95%
Due after one year	73,753,212	94,070,010	(20,316,798)	-21.60%
Total liabilities	83,946,279	103,811,019	(19,864,740)	-19.14%
Deferred inflows of resources	59,404,901	44,154,013	15,250,888	34.54%
Net position:				
Net investment in capital assets	48,684,173	50,344,940	(1,660,767)	-3.30%
Restricted	10,354,909	7,856,060	2,498,849	31.81%
Unrestricted (Deficit)	(62,932,124)	(67,449,720)	4,517,596	6.70%
Total net position	\$ (3,893,042)	\$ (9,248,720)	\$ 5,355,678	57.91%

Operating activities increased net position by 57.91% for the year ended June 30, 2022 primarily due to a decrease in expenses.

INDEPENDENT SCHOOL DISTRICT NO. 31
BEMIDJI, MINNESOTA
MANAGEMENT'S DISCUSSION AND ANALYSIS
YEAR ENDED JUNE 30, 2022

Change in Net Position

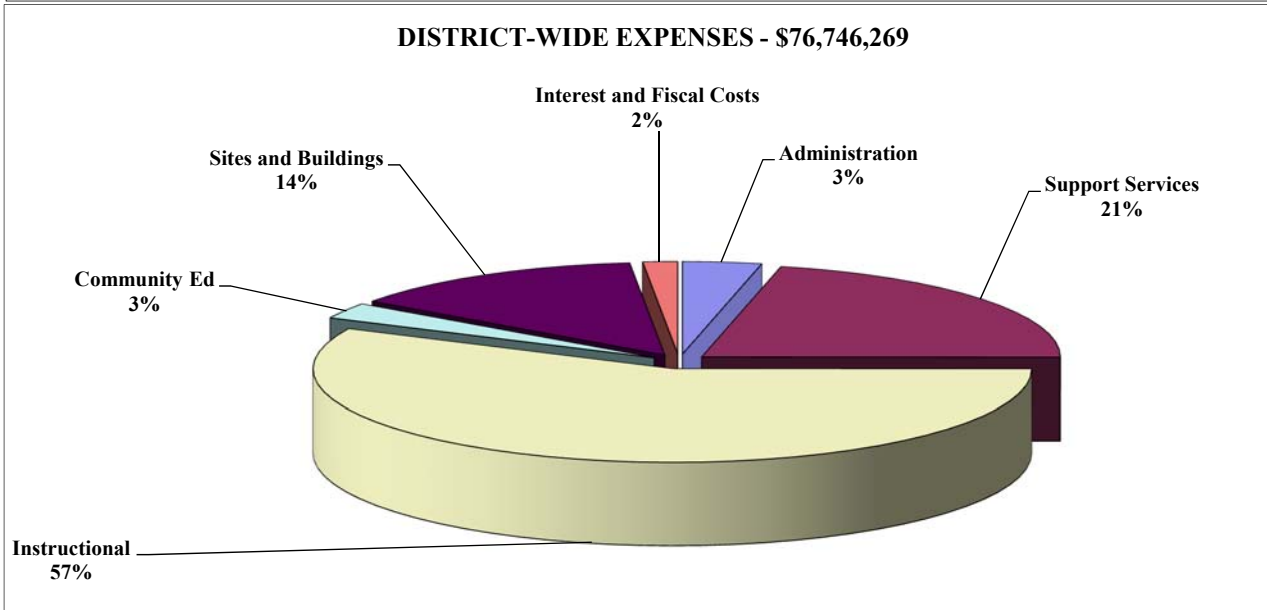
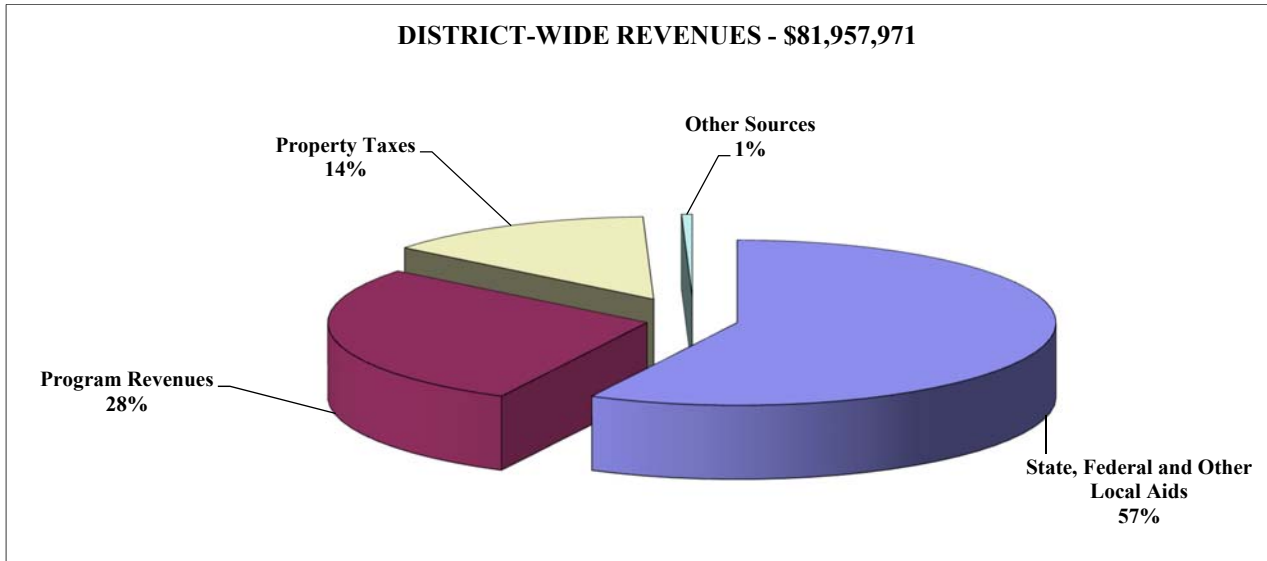
The increase in net position occurred as a result of the District's revenues being more than its expenses for the year ended June 30, 2022. A summary of the District's revenues and expenses, along with the amount of change and percentages from the year ended June 30, 2021 for each category are as follows:

	2022		2021		Net Change	
	Amounts	Percent	Amounts	Percent	Amount	Percent
<u>Revenues:</u>						
Program Revenues:						
Charges for Services	\$ 3,028,256	3.69%	\$ 2,421,656	2.90%	\$ 606,600	25.05%
Operating Grants and Contributions	20,172,243	24.62%	19,113,105	22.89%	1,059,138	5.54%
Total Program Revenues	23,200,499	28.31%	21,534,761	25.79%	1,665,738	7.74%
General Revenues:						
Property Taxes	11,287,869	13.77%	10,739,894	12.86%	547,975	5.10%
Aids and Payments from State and Federal Sources	47,295,286	57.71%	51,056,917	61.16%	(3,761,631)	-7.37%
Other Sources	174,317	0.21%	155,780	0.19%	18,537	11.90%
Total General Revenues	58,757,472	71.69%	61,952,591	74.21%	(3,195,119)	-5.16%
<u>Total Revenues</u>	<u>81,957,971</u>	<u>100.00%</u>	<u>83,487,352</u>	<u>100.00%</u>	<u>(1,529,381)</u>	<u>-1.83%</u>
<u>Expenses:</u>						
Instructional:						
Regular Instruction	27,120,851	35.33%	31,199,131	37.64%	(4,078,280)	-13.07%
Vocational Instruction	626,927	0.82%	890,070	1.07%	(263,143)	-29.56%
Special Education Instruction	15,877,957	20.69%	17,089,689	20.63%	(1,211,732)	-7.09%
Total Instructional	43,625,735	56.84%	49,178,890	59.34%	(5,553,155)	-11.29%
Support Services:						
District Support Services	1,714,307	2.23%	1,652,112	1.99%	62,195	3.76%
Instructional Support Services	3,609,853	4.71%	4,996,505	6.03%	(1,386,652)	-27.75%
Pupil Support Services	11,121,954	14.49%	10,220,585	12.33%	901,369	8.82%
Total Support Services	16,446,114	21.43%	16,869,202	20.35%	(423,088)	-2.51%
Administration	2,711,035	3.54%	2,564,878	3.09%	146,157	5.70%
Community Education and Services	2,111,682	2.75%	2,213,945	2.67%	(102,263)	-4.62%
Sites and Buildings	10,384,621	13.53%	10,557,519	12.75%	(172,898)	-1.64%
Fiscal and Other Fixed Costs	273,861	0.36%	235,760	0.28%	38,101	16.16%
Interest on Long-Term Debt	1,193,221	1.55%	1,260,258	1.52%	(67,037)	-5.32%
<u>Total Expenses</u>	<u>76,746,269</u>	<u>100.00%</u>	<u>82,880,452</u>	<u>100.00%</u>	<u>(6,134,183)</u>	<u>-7.40%</u>
<u>Special Item - Loss on Sale of Land</u>	<u>(143,976)</u>	<u>100.00%</u>	<u>-</u>	<u>0.00%</u>	<u>(143,976)</u>	<u>100.00%</u>
<u>Changes in Net Position</u>	<u>\$ 5,355,678</u>		<u>\$ 606,900</u>		<u>\$ 4,604,802</u>	

INDEPENDENT SCHOOL DISTRICT NO. 31
BEMIDJI, MINNESOTA
MANAGEMENT'S DISCUSSION AND ANALYSIS
YEAR ENDED JUNE 30, 2022

For the year ended June 30, 2022, the District's total revenues were \$81,957,971 and consisted of program revenues of \$23,200,499, property taxes of \$11,287,869, general aids and payments from state and federal sources of \$47,295,286, other sources of \$174,317. Expenses totaling \$76,746,269 consisted of regular, vocational and special education instruction costs of \$43,625,735; district, instructional and pupil support services of \$16,446,114; sites and buildings costs of \$10,384,621 community education and services costs of \$2,111,682; administrative costs of \$2,711,035; interest on long-term debt of \$1,193,221, and fiscal other and fixed costs of \$273,861.

The following charts express revenues and expenses, in broad categories, for the year ended June 30, 2022:



INDEPENDENT SCHOOL DISTRICT NO. 31
BEMIDJI, MINNESOTA
MANAGEMENT'S DISCUSSION AND ANALYSIS
YEAR ENDED JUNE 30, 2022

The net cost of governmental activities is the total costs less program revenues applicable to each category. Total and net costs for the years ended June 30, 2022 and 2021 are as follows:

	<u>Cost of Services - 2022</u>		<u>Cost of Services - 2021</u>	
	<u>Total</u>	<u>Net</u>	<u>Total</u>	<u>Net</u>
Administration	\$ 2,711,035	\$ 2,710,868	\$ 2,564,878	\$ 2,557,620
District Support Services	1,714,307	1,714,307	1,652,112	1,652,112
Regular Instruction	27,120,851	22,489,295	31,199,131	27,669,024
Vocational Instruction	626,927	629,710	890,070	886,895
Special Education Instruction	15,877,957	4,042,689	17,089,689	3,900,205
Community Education and Services	2,111,682	131,783	2,213,945	515,489
Instructional Support Services	3,609,853	3,609,853	4,996,505	4,994,725
Pupil Support Services	11,121,954	6,381,214	10,220,585	7,124,205
Sites and Buildings	10,384,621	10,371,761	10,557,519	10,553,124
Fiscal and Other Fixed Costs	273,861	271,069	235,760	232,034
Interest on Long-Term Debt	1,193,221	1,193,221	1,260,258	1,260,258
Total Expenses	<u>\$ 76,746,269</u>	<u>\$ 53,545,770</u>	<u>\$ 82,880,452</u>	<u>\$ 61,345,691</u>

FINANCIAL ANALYSIS OF THE DISTRICT'S FUNDS
(FUND FINANCIAL STATEMENTS)

Fund Balances

The financial performance of the District as a whole is reflected in its governmental funds as well. As the District completed the year, its governmental funds reported a combined fund balance of \$19,481,251.

Total fund balances increased in the amount of \$5,575,618 from the end of the prior year. This increase was primarily driven by the following:

- **General Fund**
 - A decrease of (\$159,152) in Unassigned fund balance.
 - An increase of \$1,200,000 in Assigned fund balance for school bus purchases and contract settlement costs.
 - An increase of \$1,112,891 in Long Term Facility Maintenance fund balance as a result of planned savings for the Bemidji High School roof replacement planned for the 2022-2023 fiscal year.
- **Food Service Fund**
 - An increase of \$738,452 as a result of one-time increased COVID related meal reimbursements.
- **Community Education**
 - An increase of \$368,890 as a result of spending reductions and increased program offerings post pandemic.
- **Building Construction**
 - An increase of \$1,985,174 in fund balance due to issuance of LTFM bonds for the Bemidji High School roof replacement planned for the 2022-2023 fiscal year.

INDEPENDENT SCHOOL DISTRICT NO. 31
BEMIDJI, MINNESOTA
MANAGEMENT'S DISCUSSION AND ANALYSIS
YEAR ENDED JUNE 30, 2022

The authority to set aside or “label” funds usually comes from a state or federal ordinance or a school board resolution. Restricting and committing funds is referred to by GASB as “stabilization agreements” in recognition that these funds are not available to spend in the next year in an unrestricted fashion. In the case of the District, we have five levels of committed or restricted funds.

The highest level is for “Restricted Funds”. These are funds whose purpose is determined by *Minnesota Statute*. Examples include Staff Development, Operating Capital, Alternative Programs, Gifted and Talented, Long-Term Facilities Maintenance, Medical Assistance, and Safe Schools. At June 30, 2022, our restricted General Fund Balance is \$7,484,502, which is an increase of \$1,427,076 from the prior year.

The second highest level is “Committed for Specific Purpose”, which requires Board action. The “Committed for Separation/Retirement Benefits” fund balance in the General Fund is \$577,793 and represents a portion of our unfunded liability as calculated in our GASB 16 actuarial analysis. This obligation deals primarily with employee severance agreements contained in negotiated agreements. The total unfunded liability is currently calculated at \$262,369 by Hildi Incorporated. This GASB No. 16 actuarial analysis is performed every two years in addition to our GASB Statement No. 75 calculations.

GASB Statement No. 75 deals mainly with the presentation of other post-employment retiree health insurance. It is funded through a bond issue that was deposited into a Post-Employment Benefits Irrevocable Trust, the current balance of which is \$1,412,485. As of June 30, 2022, the other post-employment health benefit liability as estimated by our actuaries, Hildi Incorporated, is \$8,388,259.

The “Non-spendable” fund balance in the General Fund is \$412,940 and is made up of pre-bought inventory in the warehouse and prepaid health insurance expenditures.

The General Fund has a \$1,200,000 “Assigned” fund balance for the year ended June 30, 2022.

Our fund balance policy requires that we have at least 10% of our General Fund operating budget in a combination of committed, assigned and unassigned fund balances. If the figure is less than 10%, the Board must initiate cost containment measures or seek additional revenue enhancement through increased fees or voter approved operating referendum funding. The current combined amount of \$6,376,663 represents 10.1% of our 2022 General Fund operating budget of \$63,228,754.

INDEPENDENT SCHOOL DISTRICT NO. 31
BEMIDJI, MINNESOTA
MANAGEMENT'S DISCUSSION AND ANALYSIS
YEAR ENDED JUNE 30, 2022

Revenue and Expenditures

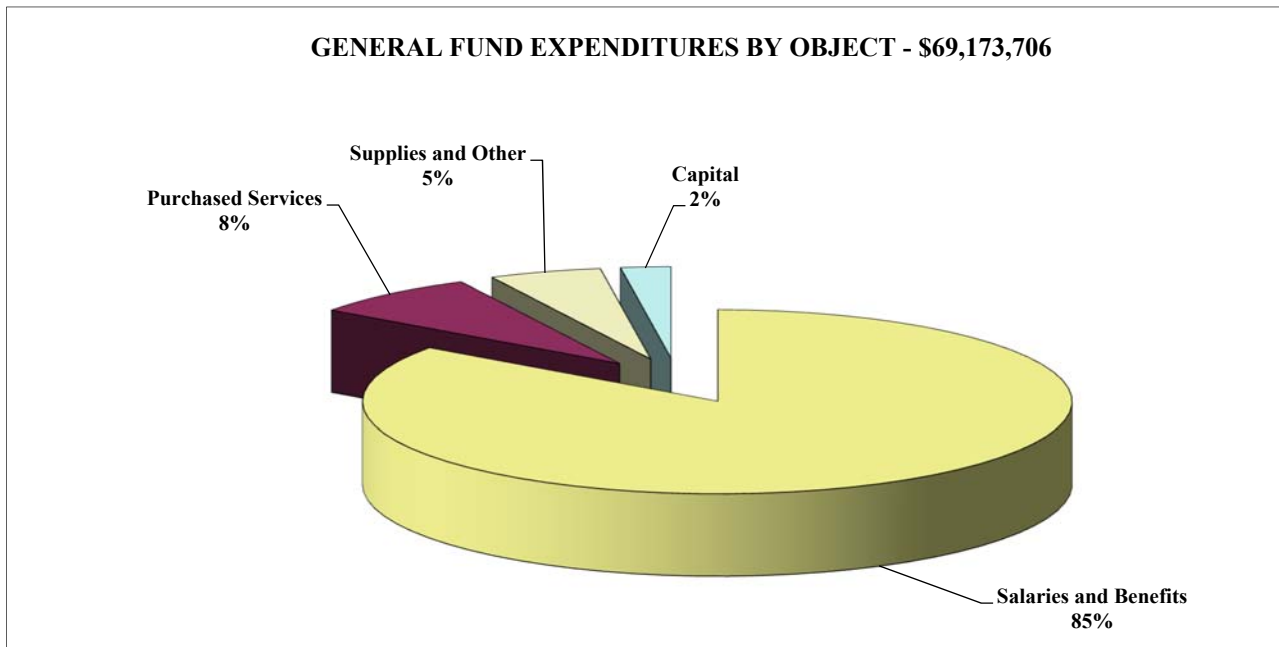
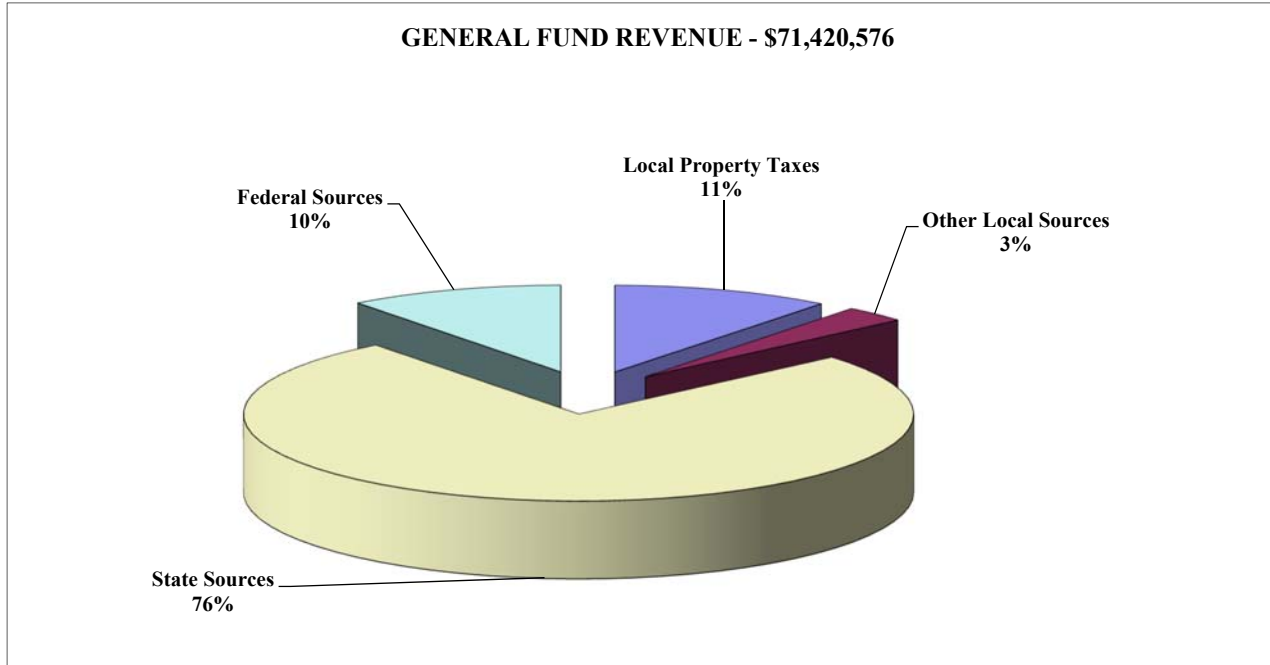
Revenues of the District's governmental funds totaled \$81,989,424 while total expenditures were \$79,176,466. A summary of the revenues and expenditures reported on the governmental fund financial statements are as follows:

	YEAR ENDED JUNE 30, 2022			
	Revenues	Expenditures	Other Financing Sources (Uses)	Fund Balance Increase (Decrease)
Major Funds:				
General Fund	\$71,420,576	\$69,173,706	\$ 271,337	\$ 2,518,207
Debt Service Fund	3,016,643	2,998,200	-	18,443
Non-major Funds:				
Food Service Fund	4,581,272	3,842,820	-	738,452
Community Service Fund	2,506,191	2,142,301	-	363,890
Building Construction Fund	5,307	511,457	2,491,323	1,985,173
OPEB Debt Service Fund	459,435	507,982	-	(48,547)
Totals	\$81,989,424	\$79,176,466	\$ 2,762,660	\$ 5,575,618

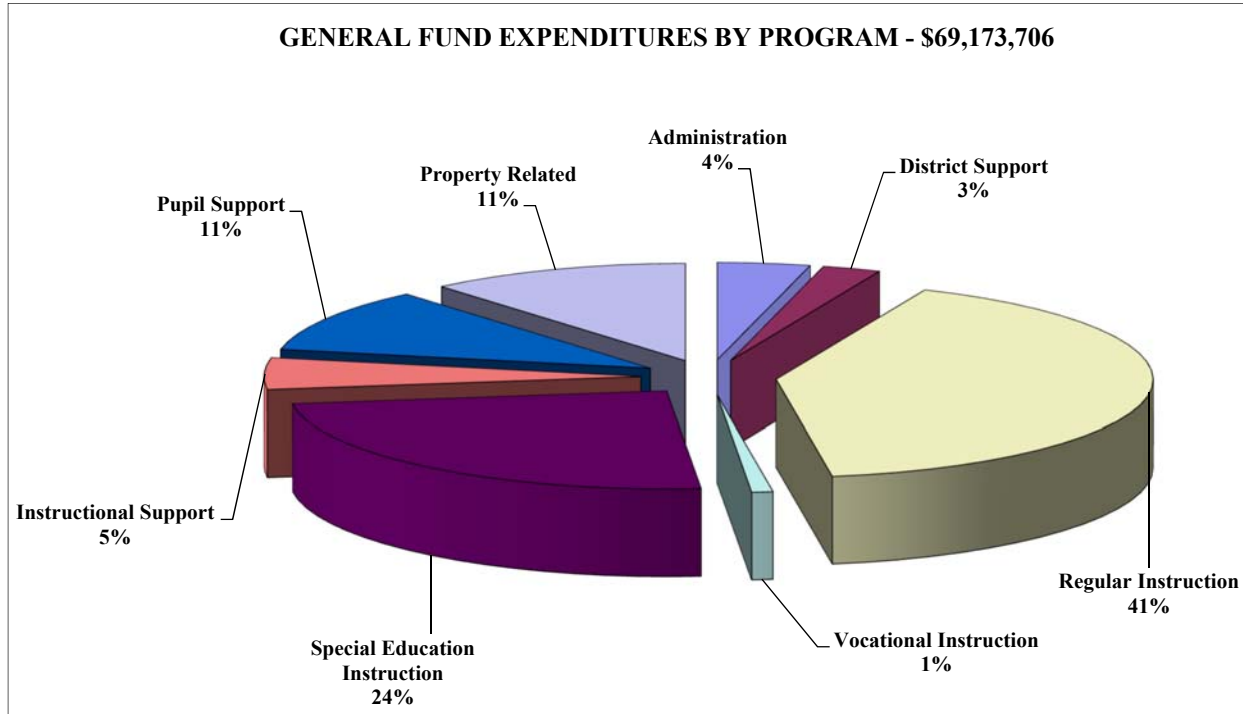
	YEAR ENDED JUNE 30, 2021			
	Revenues	Expenditures	Other Financing Sources (Uses)	Fund Balance Increase (Decrease)
Major Funds:				
General Fund	\$74,875,598	\$71,001,958	\$ -	\$ 3,873,640
Debt Service Fund	2,938,084	2,993,900	-	(55,816)
Non-major Funds:				
Food Service Fund	2,997,200	2,997,200	-	-
Community Service Fund	2,296,933	2,238,695	-	58,238
Building Construction Fund	79	211,973	-	(211,894)
OPEB Debt Service Fund	513,569	511,966	-	1,603
Totals	\$83,621,463	\$79,955,692	\$ -	\$ 3,665,771

INDEPENDENT SCHOOL DISTRICT NO. 31
BEMIDJI, MINNESOTA
MANAGEMENT'S DISCUSSION AND ANALYSIS
YEAR ENDED JUNE 30, 2022

The following graphs are presented for the General Fund revenues and expenditures:



INDEPENDENT SCHOOL DISTRICT NO. 31
BEMIDJI, MINNESOTA
MANAGEMENT'S DISCUSSION AND ANALYSIS
YEAR ENDED JUNE 30, 2022



General Fund Budgetary Highlights

During the year ended June 30, 2022, the District experienced several revisions to its operating budget. These revisions were planned and necessary because an initial budget, adopted prior to June 30, 2021, was adopted for the sole purpose of satisfying the state requirement of having an adopted budget in place prior to spending funds for the next fiscal year. In the state of Minnesota, a budget is also an appropriating document. The first revision occurred in the fall of 2021 when enrollment numbers, staffing levels and other significant informational items were more available. Other revisions occurred as financial information became available that was of a significant nature and therefore necessitated a revision.

Although the District's General Fund final budget anticipated that revenues would exceed expenditures by \$258,010, the actual results for the year reported revenues exceeding expenditures before other financing sources in the amount of \$2,246,870. Actual expenditures were \$2,762,707 under the final budgeted amount. This variance is primarily attributed to the following:

- Unbudgeted revenue of \$2,496,631 for issuance of LTFM bonds for Bemidji High School roof replacement.
- The final budget did not account for decreased capital expenditures of \$1,924,659, which will be rolled forward to the 2022-2023 fiscal year for the Bemidji High School roof replacement.
- Purchased Services were under budget by \$309,426 due, in large part, to a change in structure of contracted Special Education Services

INDEPENDENT SCHOOL DISTRICT NO. 31
BEMIDJI, MINNESOTA
MANAGEMENT'S DISCUSSION AND ANALYSIS
YEAR ENDED JUNE 30, 2022

CAPITAL ASSETS AND DEBT ADMINISTRATION

Capital Assets

During the year, the District added \$831,146 of capital assets to its inventory records. Additions included \$176,879 of equipment, \$96,560 of transportation vehicles, \$445,460 of buildings, and \$112,247 of land improvements. The District disposed of various building improvements, land, and equipment with a cost basis of \$705,856, \$115,000, and \$116,602 respectively.

Long-Term Liabilities

As of June 30, 2022, the District's long-term liabilities totaled \$76,537,325. This consisted of bonded indebtedness of \$35,715,000, plus net unamortized bond discounts and premiums of \$2,148,137, financed purchases of \$296,720, net pension liability of \$30,714,664, severance payable of \$257,857, accrued compensated absences of \$294,746 and Net Other Post-Employment Benefits (OPEB) liability of \$7,105,689.

During the year, the District retired \$2,150,000 of outstanding bond principal and paid \$1,353,132 of interest and fiscal fees on long-term outstanding bonds payable. The District paid \$120,520 of total principal on outstanding finance purchases and paid \$20,718 of total interest. Net pension liability had a decrease of \$19,568,834, severance payable had a net decrease of \$4,512 and the Net OPEB liability had a decrease of \$758,213.

FACTORS BEARING ON THE DISTRICT'S FUTURE

Political Environment

The political environment at the State level will have a significant effect on future finances. The state legislature sets the amount of revenue from aids and levies that Minnesota school districts will receive. Currently the general education basic allowance, from which the District receives the single largest state aid, is set at \$6,728 and it will increase to \$6,863 in the next fiscal year.

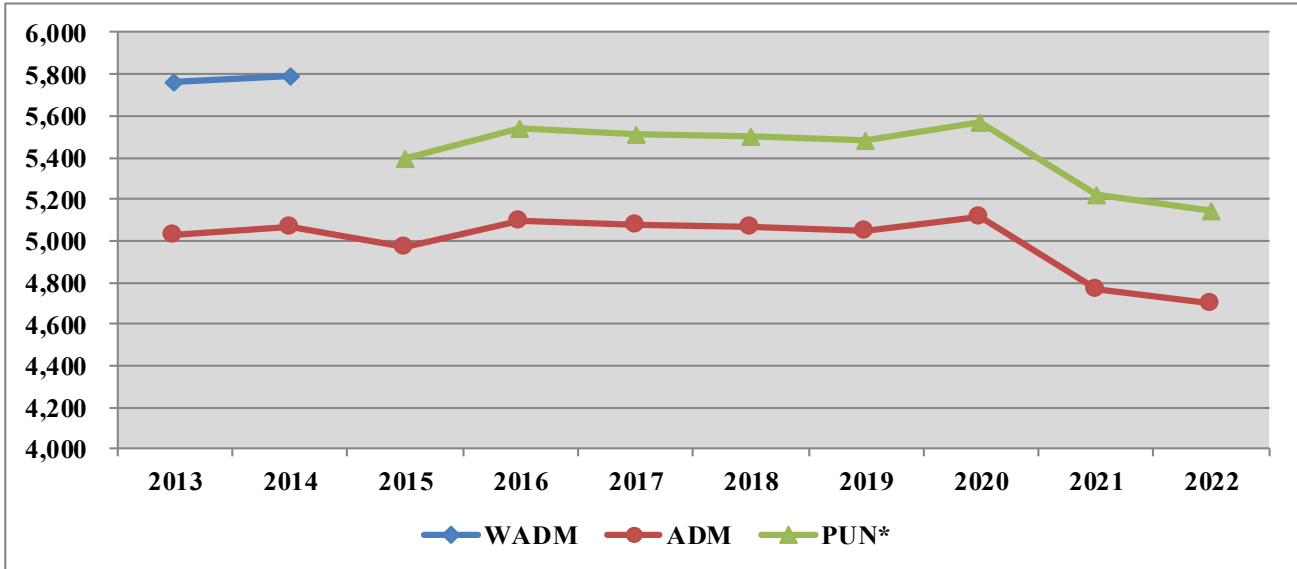
Labor Force

Labor contracts, which are in effect through June 30, 2023, were negotiated for the two-year period beginning July 1, 2021. For the year ended June 30, 2022, salaries, wages and benefits account for 85% of the District's General Fund expenditures.

INDEPENDENT SCHOOL DISTRICT NO. 31
BEMIDJI, MINNESOTA
MANAGEMENT'S DISCUSSION AND ANALYSIS
YEAR ENDED JUNE 30, 2022

Student Enrollment

Attendance at all Minnesota school districts including charter schools is based upon Average Daily Membership (ADM), however, the District receives general education aid based upon a Pupil Unit Weightings (PUN); prior to the year ending June 30, 2015, Weighted Average Daily Membership (WADM) was used. The following chart summarizes ADM and PUN/WADM over the past ten years:



*The State of Minnesota changed to Pupil Unit Weightings (PUN) from Weighted Average Daily Membership (WADM) in the year ending June 30, 2015 to calculate general education aid.

Historical growth patterns are expected to plateau as recent birth rates have stabilized.

CONTACTING THE DISTRICT'S FINANCIAL MANAGEMENT

This financial report is designed to provide the District's citizens, taxpayers, customers, and creditors with a general overview of the District's finances and to demonstrate the District's accountability for the money it receives. If you have any questions about this report or would like additional information, contact Ashley Eastridge, Director of Business Services, at District offices located at, 502 Minnesota Ave NW, Bemidji, Minnesota 56601.

INDEPENDENT SCHOOL DISTRICT NO. 31
BEMIDJI, MINNESOTA
STATEMENT OF NET POSITION
JUNE 30, 2022

ASSETS

Cash and Investments		\$ 19,309,522
Cash with Fiscal Agent		2,430,069
Property Taxes Receivable		4,778,800
Due from Other Governmental Units		9,453,393
Other Accounts Receivable		61,263
Inventories		358,878
Prepaid Expenditures		79,390
Capital Assets:		
Land	\$ 3,472,119	
Construction in Progress	427,501	
Depreciable Capital Assets, Net of Depreciation	<u>79,489,341</u>	<u>83,388,961</u>
 Total Assets		 <u>119,860,276</u>

DEFERRED OUTFLOWS OF RESOURCES

Deferred Outflows of Resources Related to Pensions		19,023,498
Deferred Outflows of Resources Related to OPEB		<u>574,364</u>
 Total Deferred Outflows of Resources		 <u>19,597,862</u>

LIABILITIES

Accounts Payable		858,238
Salaries and Wages Payable		5,176,720
Interest Payable		330,059
Due to Other Minnesota School Districts		69,866
Due to Other Governmental Units		26,755
Payroll Deductions and Employer Contributions		827,506
Unearned Revenue		119,810
Long-Term Liabilities:		
Portion Due Within One Year	2,489,367	
Portion Due After One Year	36,227,605	
Net Pension Liability	30,714,664	
Net Other Post Employment Benefits	<u>7,105,689</u>	<u>76,537,325</u>
 Total Liabilities		 <u>83,946,279</u>

DEFERRED INFLOWS OF RESOURCES

Deferred Inflows of Resources Related to Pensions		47,625,762
Deferred Inflows of Resources Related to OPEB		1,961,969
Property Taxes Levied for Subsequent Years' Expenditures		<u>9,817,170</u>
 Total Deferred Inflows of Resources		 <u>59,404,901</u>

NET POSITION

Net Investment in Capital Assets		48,684,173
Restricted for:		
State Mandated Programs		9,592,285
Debt Service		762,624
Unrestricted (Deficit)		<u>(62,932,124)</u>
 Total Net Position		 <u>\$ (3,893,042)</u>

See Accompanying Notes to Financial Statements.

INDEPENDENT SCHOOL DISTRICT NO. 31

BEMIDJI, MINNESOTA

STATEMENT OF ACTIVITIES

YEAR ENDED JUNE 30, 2022

<u>Functions/Programs</u>	<u>Expenses</u>	<u>Program Revenues</u>		<u>Net (Expense) Revenue and Changes in Net Position</u>
		<u>Charges for Services</u>	<u>Operating Grants and Contributions</u>	
Governmental Activities				
Administration	\$ 2,711,035	\$ -	\$ 167	\$ (2,710,868)
District Support Services	1,714,307	-	-	(1,714,307)
Regular Instruction	27,120,851	906,262	3,725,294	(22,489,295)
Vocational Instruction	626,927	-	(2,783)	(629,710)
Special Education Instruction	15,877,957	601,180	11,234,088	(4,042,689)
Community Education and Services	2,111,682	1,096,636	883,263	(131,783)
Instructional Support Services	3,609,853	-	-	(3,609,853)
Pupil Support Services	11,121,954	411,318	4,329,422	(6,381,214)
Sites and Buildings	10,384,621	12,860	-	(10,371,761)
Fiscal and Other Fixed Costs	273,861	-	2,792	(271,069)
Interest on Long-Term Debt	1,193,221	-	-	(1,193,221)
Total Governmental Activities	\$ 76,746,269	\$ 3,028,256	\$ 20,172,243	(53,545,770)

General Revenues:

Property Taxes:

Levied for General Purposes	7,546,805
Levied for Community Education and Services	398,340
Levied for Debt Service	2,887,437
Levied for OPEB Debt Service	455,287
Aids and Payments from State and Federal Sources	47,295,286
Unrestricted Investment Earnings	86,030
Other Revenues	88,287

Total General Revenues **58,757,472**

Special Item - Gain on Sale of Capital Assets **143,976**

Change in Net Position **5,355,678**

Net Position - Beginning of Year **(9,248,720)**

Net Position - End of Year **\$ (3,893,042)**

See Accompanying Notes to Financial Statements.

INDEPENDENT SCHOOL DISTRICT NO. 31
BEMIDJI, MINNESOTA
BALANCE SHEET - GOVERNMENTAL FUNDS
JUNE 30, 2022

	<u>General Fund</u>	<u>Debt Service Fund</u>	<u>Other Governmental Funds</u>	<u>Totals</u>
<u>ASSETS</u>				
Cash and Investments	\$ 13,968,350	\$ 2,435,082	\$ 2,906,090	\$ 19,309,522
Cash with Fiscal Agent	-	-	2,430,069	2,430,069
Property Taxes Receivable	3,056,960	1,280,770	441,070	4,778,800
Due from Other Governmental Units	9,245,590	11,226	196,577	9,453,393
Other Accounts Receivable	59,123	-	2,140	61,263
Inventories	333,550	-	25,328	358,878
Prepaid Expenditures	79,390	-	-	79,390
Total Assets	\$ 26,742,963	\$ 3,727,078	\$ 6,001,274	\$ 36,471,315
<u>LIABILITIES, DEFERRED INFLOWS OF RESOURCES AND FUND BALANCE</u>				
<u>Liabilities</u>				
Salaries and Wages Payable	\$ 4,904,015	\$ -	\$ 272,705	\$ 5,176,720
Accounts Payable	427,251	-	430,987	858,238
Due to Other Minnesota School Districts	69,866	-	-	69,866
Due to Other Governmental Units	26,755	-	-	26,755
Payroll Deductions and Employer Contributions	789,418	-	38,088	827,506
Unearned Revenue	67,945	-	51,865	119,810
Total Liabilities	6,285,250	-	793,645	7,078,895
<u>Deferred Inflows of Resources</u>				
Unavailable Revenue - Delinquent Taxes	60,282	26,204	7,513	93,999
Property Taxes Levied for Subsequent Years' Expenditures	6,123,326	2,745,163	948,681	9,817,170
Total Deferred Inflows of Resources	6,183,608	2,771,367	956,194	9,911,169
<u>Fund Balance</u>				
Nonspendable	412,940	-	25,328	438,268
Restricted	7,484,502	955,711	4,226,107	12,666,320
Committed	577,793	-	-	577,793
Assigned	1,200,000	-	-	1,200,000
Unassigned	4,598,870	-	-	4,598,870
Total Fund Balance	14,274,105	955,711	4,251,435	19,481,251
Total Liabilities, Deferred Inflows of Resources and Fund Balance	\$ 26,742,963	\$ 3,727,078	\$ 6,001,274	\$ 36,471,315

See Accompanying Notes to Financial Statements.

INDEPENDENT SCHOOL DISTRICT NO. 31
BEMIDJI, MINNESOTA
RECONCILIATION OF THE BALANCE SHEET -
GOVERNMENTAL FUNDS TO THE STATEMENT OF NET POSITION
JUNE 30, 2022

Total Fund Balances - Governmental Funds \$ 19,481,251

Amounts reported for governmental activities in the statement of net position are different because:

Capital assets used in governmental activities are not financial resources and therefore are not reported as assets in the governmental funds.

Cost	\$ 147,979,265	
Accumulated Depreciation	<u>(64,590,304)</u>	
Net Depreciated Value of Capital Assets		83,388,961

Interest on long-term debt is not accrued in governmental funds, but rather is recognized as an expenditure when due. (330,059)

The focus of governmental funds is on short-term financing, therefore delinquent taxes, which will not be available to pay current-period expenditures, are offset by deferred revenues. 93,999

Long-term liabilities are not due and payable in the current period and, therefore, are not reported as liabilities in the funds. All liabilities, both current and long-term, are reported in the statement of net position.

General Obligation Bonds Payable	(35,715,000)	
Net Unamortized Bond Discount/Premium	(2,148,137)	
Lease Liability	(296,720)	
Compensated Absences Payable	(294,746)	
Net Pension Obligation	(30,714,664)	
Net OPEB Obligation	(7,105,689)	
Severance Payable	<u>(262,369)</u>	(76,537,325)

Deferred outflows and inflows of resources related to pensions and OPEB are applicable to future periods and, therefore, are not reported in the funds.

Deferred Outflows of Resources	19,597,862	
Deferred Inflows of Resources	<u>(49,587,731)</u>	<u>(29,989,869)</u>

Total Net Position - Governmental Activities \$ (3,893,042)

See Accompanying Notes to Financial Statements.

INDEPENDENT SCHOOL DISTRICT NO. 31
BEMIDJI, MINNESOTA
STATEMENT OF REVENUES, EXPENDITURES, AND
CHANGES IN FUND BALANCES - GOVERNMENTAL FUNDS
YEAR ENDED JUNE 30, 2022

	<u>General Fund</u>	<u>Debt Service Fund</u>	<u>Other Governmental Funds</u>	<u>Totals</u>
<u>Revenues</u>				
Local Property Taxes	\$ 7,561,485	\$ 2,895,507	\$ 855,958	\$ 11,312,950
Other Local and County Revenues	2,081,867	-	1,098,156	3,180,023
Revenues from State Sources	54,278,831	112,256	988,256	55,379,343
Revenues from Federal Sources	7,404,063	-	4,185,939	11,590,002
Sales and Other Conversions of Assets	29,758	-	411,318	441,076
Investment Earnings	64,572	8,880	12,578	86,030
Total Revenues	71,420,576	3,016,643	7,552,205	81,989,424
<u>Expenditures</u>				
Current:				
Administration	2,737,627	-	-	2,737,627
District Support Services	1,707,474	-	-	1,707,474
Regular Instruction	28,152,455	-	-	28,152,455
Vocational Instruction	624,944	-	-	624,944
Special Education Instruction	16,769,065	-	-	16,769,065
Community Education and Services	-	-	2,104,238	2,104,238
Instructional Support Services	3,334,905	-	-	3,334,905
Pupil Support Services	7,253,999	-	3,873,439	11,127,438
Sites and Buildings	6,920,469	-	-	6,920,469
Fiscal and Other Fixed Costs	273,861	-	-	273,861
Debt Service:				
Principal Retirement	298,017	1,705,000	450,364	2,453,381
Interest and Fiscal Fees	19,672	1,293,200	62,982	1,375,854
Capital Outlay	1,081,218	-	513,537	1,594,755
Total Expenditures	69,173,706	2,998,200	7,004,560	79,176,466
<u>Excess of Revenues Over (Under) Expenditures</u>	2,246,870	18,443	547,645	2,812,958
<u>Other Financing Sources (Uses)</u>				
Proceeds from Sale of Bonds	-	-	2,491,323	2,491,323
Proceeds from Sale of Building	271,337	-	-	271,337
Total Other Financing Sources (Uses)	271,337	-	2,491,323	2,762,660
<u>Net Change in Fund Balance</u>	2,518,207	18,443	3,038,968	5,575,618
<u>Fund Balances, Beginning of Year</u>	11,755,898	937,268	1,212,467	13,905,633
<u>Fund Balances, End of Year</u>	\$ 14,274,105	\$ 955,711	\$ 4,251,435	\$ 19,481,251

See Accompanying Notes to Financial Statements.

INDEPENDENT SCHOOL DISTRICT NO. 31
BEMIDJI, MINNESOTA
RECONCILIATION OF THE STATEMENT OF REVENUES, EXPENDITURES,
AND CHANGES IN FUND BALANCES - GOVERNMENTAL FUNDS
TO THE STATEMENT OF ACTIVITIES
YEAR ENDED JUNE 30, 2022

Net Change in Fund Balances - Total Governmental Funds \$ 5,575,618

Amounts reported for governmental activities in the statement of activities are different because:

Capital outlays are reported as expenditures in governmental funds. However, in the statement of activities the cost of those assets is allocated over their estimated useful lives as depreciation expense.

Capital Outlay	\$ 831,146	
Depreciation Expense	<u>(3,757,661)</u>	(2,926,515)

Disposal of fixed assets are only reported in the governmental funds when cash is received from the sale. In the statement of activities, a gain or loss is reported for each disposal.

(137,927)

Deferred delinquent property taxes are not available to pay current period expenditures and, therefore, are deferred in the funds.

Balances at June 30, 2022	93,999	
Balances at June 30, 2021	<u>(119,080)</u>	(25,081)

Interest on long-term debt is recognized as an expenditure in the governmental funds when it is due. In the statement of activities, however, interest expense is recognized as it accrues, regardless when it is due.

Accrued Interest at June 30, 2022	(330,059)	
Accrued Interest at June 30, 2021	<u>349,216</u>	19,157

Repayment of long-term liabilities are reported as an expenditure in governmental funds, but the repayment reduces the long-term liabilities on the statement of assets. In the current period, these amounts consist of:

Bond Principal Retirement	2,150,000	
Lease Payments	120,520	
Net Amortization of Bond Premium/Discount	143,804	
Net Decrease in Severance Payable	<u>(4,512)</u>	2,409,812

Governmental funds report District pension and OPEB contributions as expenditures. In the statement of activities, however, the cost of pension and OPEB benefits earned net of employee contributions is reported as an expense.

District Pension Contributions	3,614,862	
District OPEB Contributions	303,972	
Cost of Benefits Earned Net of Employee Contributions	<u>(986,897)</u>	2,931,937

Bond proceeds provide current financial resources to governmental funds but issuing debt increases long-term liabilities in the statement of net position.

Bond Proceeds		<u>(2,491,323)</u>
---------------	--	--------------------

Change in Net Position of Government Activities \$ 5,355,678

See Accompanying Notes to Financial Statements.

INDEPENDENT SCHOOL DISTRICT NO. 31
BEMIDJI, MINNESOTA
STATEMENT OF FIDUCIARY NET POSITION
JUNE 30, 2022

	OPEB Irrevocable Trust Fund
<u>ASSETS</u>	
Cash and Investments	<u>\$ 1,412,485</u>
<u>NET POSITION</u>	
Net Position Held in Trust	<u>\$ 1,412,485</u>

See Accompanying Notes to Financial Statements.

INDEPENDENT SCHOOL DISTRICT NO. 31
BEMIDJI, MINNESOTA
STATEMENT OF CHANGES IN FIDUCIARY NET POSITION
YEAR ENDED JUNE 30, 2022

	OPEB Irrevocable Trust Fund
<u>Additions:</u>	
Contributions	\$ 292,914
Investment Earnings	(12,626)
Total Additions	280,288
 <u>Deductions:</u>	
Employee Benefits	549,929
 <u>Change in Net Position</u>	(269,641)
 <u>Net Position - Beginning of Year</u>	1,682,126
 <u>Net Position - End of Year</u>	\$ 1,412,485

See Accompanying Notes to Financial Statements.

INDEPENDENT SCHOOL DISTRICT NO. 31
BEMIDJI, MINNESOTA
NOTES TO FINANCIAL STATEMENTS
YEAR ENDED JUNE 30, 2022

NOTE 1 – Summary of Significant Accounting Policies

The financial statements of Independent School District No. 31 have been prepared in conformity with U. S. generally accepted accounting principles (GAAP) as applied to governmental units. The Governmental Accounting Standards Board (GASB) is the accepted standard setting body for establishing governmental accounting and financial reporting principles.

A. Reporting Entity

The District’s policy is to include in the financial statements all funds, departments, agencies, boards, commissions, and other component units for which the District is considered to be financially accountable.

Component units are legally separate entities for which the District (primary government) is financially accountable, or for which the exclusion of the component unit would render the financial statements of the primary government misleading. The criteria used to determine if the primary government is financially accountable for component units include whether or not the primary government appoints the voting majority of the potential component unit’s governing body, is able to impose its will on the potential component unit, is in a relationship of financial benefit or burden with the potential component unit, or is fiscally depended upon by the potential component unit.

Based on these criteria, there are no organizations considered to be component units of the District.

The student activity accounts of the District are under board control and are not reported separately.

B. Financial Statement Presentation

The district-wide financial statements (i.e. the Statement of Net Position and the Statement of Activities) display information about the reporting government as a whole. These statements include all the financial activities of the District, except for fiduciary funds. The fiduciary funds are only reported in the Statement of Fiduciary Net Position and Statement of Changes in Fiduciary Net Position at the fund financial statement level.

The Statement of Activities demonstrates the degree to which the direct expenses of a given function or segment is offset by program revenues. Direct expenses are those that are clearly identifiable with a specific function or segment. The District does not allocate indirect expenses. Program revenues, include charges to customers or applicants who purchase, use, or directly benefit from goods, services, or privileges provided by a given function or capital requirements of a particular function or segment. Operating grants include operating-specific grants. Taxes and other items not properly included among program revenues are reported instead as general revenues.

The District applies restricted resources first when an expense is incurred for purposes for which both restricted and unrestricted net position is available. Depreciation expense that can be specifically identified by function is included in the direct expenses of each function.

As a general rule, the District does not engage in inter-fund activities but, if necessary, inter-fund activities will be eliminated from the district-wide financial statements.

INDEPENDENT SCHOOL DISTRICT NO. 31
BEMIDJI, MINNESOTA
NOTES TO FINANCIAL STATEMENTS
YEAR ENDED JUNE 30, 2022

Separate fund financial statements are provided for governmental funds and fiduciary funds, even though the latter are excluded from the district-wide financial statements.

Proprietary funds are used to report business-type activities carried on by a school district. No activities of the District were determined to be of this nature, so no proprietary funds are present in the financial statements.

The fiduciary funds are presented in the fiduciary fund financial statements. Since by definition these assets are being held for the benefit of a third party and cannot be used to address activities or obligations of the District, these funds are not incorporated into the district-wide statements.

C. Measurement Focus and Basis of Accounting

The accounting and financial reporting treatment applied is determined by its measurement focus and basis of accounting. The district-wide and fiduciary funds financial statements are reported using the economic resources measurement focus and the accrual basis of accounting. Revenues are recorded when earned and expenses are recorded when a liability is incurred, regardless of the timing or related cash flows.

Governmental fund financial statements are reported using the current financial resources measurement focus and the modified accrual basis of accounting. The modified accrual basis of accounting recognizes expenses when incurred, except principal and interest on general long-term debt which is recognized when due, and revenue under the following principles:

Property tax revenue is recorded under the intact levy concept, whereby taxes collectible during a calendar year are recorded as revenue in the fiscal year beginning within the year of collection. A portion of the 2021 payable 2022 levy has been recognized as revenue during the current year, as discussed in Note 3.

State aids are recorded as revenue in the fiscal year for which the aids are designated by statute.

Other revenues are recognized when susceptible to accrual, i.e., when they become both measurable and available. "Measurable" means the amount of the transaction can be determined and "available" means collectible within the current period or soon enough thereafter to be used to pay liabilities of the current period.

Description of Funds

The existence of the various District funds has been established by the Minnesota Department of Education, and is accounted for as an independent entity. The operations of each fund are accounted for with a separate set of self-balancing accounts that comprise its assets, deferred outflows of resources, liabilities, deferred inflows of resources, fund balance, revenues and expenditures.

GASB Statement No. 34 specifies that the accounts and activities of each of the District's most significant governmental funds (termed "major funds") be reported in separate columns on the fund financial statements. Other non-major funds can be reported in total. A description of the major governmental funds and fiduciary funds in this report are as follows:

INDEPENDENT SCHOOL DISTRICT NO. 31
BEMIDJI, MINNESOTA
NOTES TO FINANCIAL STATEMENTS
YEAR ENDED JUNE 30, 2022

Governmental Funds

General Fund – Accounts for all financial resources and transactions relating to the administration, instruction, pupil transportation, and maintenance of the District, which are not accounted for in other District funds.

Debt Service Fund – Accounts for the accumulation of resources for, and the payment of, general long-term debt principal, interest and related costs.

Fiduciary Funds

Trust Funds – The District is the trustee, or fiduciary, for assets that belong to others. The District is responsible for ensuring that the assets reported in these funds are used only for their intended purposes and by those to whom the assets belong.

Post-Employment Benefits Irrevocable Trust Fund – The District is the trustee, or fiduciary, for assets set aside and held in an irrevocable trust arrangement for post-employment benefits. District contributions to this fund are expensed to the General, Food Service or Community Service Funds.

All of the District's fiduciary activities are reported in a separate Statement of Fiduciary Net Position. We exclude these activities from the district-wide financial statements because the District cannot use these assets to finance its operations.

Additionally, the District reports the following aggregated non-major funds:

Special Revenue Funds – Accounts for the proceeds of specific revenue sources (other than expendable trust and major capital projects) that are legally restricted to expenditures for specified purposes. The District's special revenue funds and their purposes are as follows:

Food Service Fund – Accounts for all activities associated with the preparation and serving of regular and incidental meals, lunches or snacks in connection with school activities.

Community Service Fund – Accounts for the revenues and expenditures related to recreation, public use of school facilities, non-public pupils, adult education programs, and early childhood and family development.

Building Construction Fund – Accounts for the acquisition or construction of major capital assets, generally financed through the issuance of general long-term debt.

OPEB Debt Service Fund – Accounts for the accumulation of resources for the payment of OPEB bonds principal, interest and related costs.

D. Assets, Liabilities, Deferred Outflows and Inflows of Resources, Net Position and Fund Balances

Cash and Investments - Cash balances for all funds, including cash equivalents, but excluding fiduciary funds, are maintained on a combined basis and invested, to the extent possible, in allowable investments. The District's general policy is to report money market investments at amortized cost and to report nonparticipating interest-earning investment contracts using a cost-based measure.

INDEPENDENT SCHOOL DISTRICT NO. 31
BEMIDJI, MINNESOTA
NOTES TO FINANCIAL STATEMENTS
YEAR ENDED JUNE 30, 2022

However, if the fair value of an investment is significantly affected by the impairment of the credit standing of the issuer or by other factors, it is reported at fair value. All other investments are reported at fair value unless a legal contract exists which guarantees a higher value. The term 'nonparticipating' means that the investment's value does not vary with market interest rate changes.

Property Taxes Receivable - represents current and delinquent taxes receivable at June 30, 2022. Current taxes receivable represents real and personal property tax levies certified the previous December and collectible in the current calendar year, which have not been received by the District. Delinquent property taxes receivables are taxes collectible for the prior six calendar years that remain uncollected.

Due From Other Governmental Units - are amounts due from other governmental units that consist of amounts primarily due from the other Minnesota school districts, the Minnesota Department of Education, and from the Federal Government through the Minnesota Department of Education for state and federal aids and grants under various specific programs are reported at estimated amounts based on available information at the date of the report. Adjustments and pro-rations may be made by the applicable agencies based on the amount of funds available for distribution and may result in differing amounts actually being received. The differences between the receivable recorded and the actual amount received will be recognized as a revenue adjustment in the subsequent year. Federal and state revenues are recorded as revenue at the time of receipt or when they are both measurable and available.

Inventories - consist of purchased food commodities, supplies and donated United States Department of Agriculture (USDA) commodities. Purchased food and supplies are recorded at the lower of cost (first-in, first-out) or net realizable value method. The donated USDA commodities are stated at standardized cost as determined by the USDA. Inventories in the General Fund consist of school supplies.

Prepaid Items - Certain payments to vendors reflect costs applicable to future accounting periods and are recorded as prepaid items. Prepaid items are recorded as expenditures at the time of consumption.

Capital Assets - are capitalized at historical cost, or estimated historical cost based on an inventory dated June 30, 2022. Donated assets are recorded as capital assets at their estimated acquisition value at the date of donation. The District maintains a threshold level of \$5,000 or more for capitalizing capital assets. The system for accumulation of fixed assets cost data does not provide the means for determining the percentage of assets valued at actual and those valued at estimated cost.

Capital assets are recorded in the district-wide financial statements, but are not reported in the fund financial statements. Capital assets are depreciated using the straight-line method over their estimated useful lives. Since surplus assets are sold for an immaterial amount when declared as no longer needed for public school purpose by the District, no salvage value is taken into consideration for depreciation purposes. Useful lives vary from 20 to 50 years for land improvements and buildings, and 5 to 15 years for equipment.

Capital assets not being depreciated include land and construction in progress, if any.

INDEPENDENT SCHOOL DISTRICT NO. 31
BEMIDJI, MINNESOTA
NOTES TO FINANCIAL STATEMENTS
YEAR ENDED JUNE 30, 2022

The District does not possess any material amounts of infrastructure capital assets, such as sidewalks and parking lots. Such items are considered to be part of the cost of buildings or other improvable property.

Leases – For leases with a term exceeding 12 months, the District recognizes a lease liability and a right to use lease asset in the government-wide financial statements.

The right to use lease asset is calculated at the initial amount of the lease liability, plus any lease payments made to the lessor before the lease commencement date, plus certain initial direct costs incurred, minus any lease incentives received. Subsequently, the right to use lease asset is amortized on a straight-line basis over its useful life. The District initially measures the lease liability at the present value of payments expected to be made during the lease term. Subsequently, the lease liability is reduced by the principal portion of the lease payments made. Remeasurement of the right to use lease asset and lease liability occurs when certain changes occur that are likely to have a significant impact on the lease liability.

Right to use lease assets are reported with capital assets and lease liabilities are reported with long-term liabilities on the statement of net position.

The District accounts for contracts containing both lease and non-lease components as separate contracts when possible. In cases where the contract does not provide separate price information for lease and non-lease components, and it is impractical to estimate the price of such components, the District treats the components as a single lease unit.

The District has recognized payments for short-term leases with a lease term of 12 months or less as expenses as incurred, and these leases are not included as lease liabilities or right-to-use lease assets on the statement of net position.

Unearned Revenue - represents revenues, other than property taxes, collected before they are earned.

Deferred Outflows of Resources – In addition to assets, the statement of financial position will sometimes report a separate section for deferred outflows of resources. This separate financial statement element, deferred outflows of resources, represents a consumption of net position or fund balance that applies to future periods and thus, will not be recognized as an outflow of resources (expense/expenditure) until then. The District has two items that qualifies for reporting in this category. It is the deferred resources related to pensions and other post-employment benefits reported in the government-wide statement of net position.

Deferred Inflows of Resources – In addition to liabilities, statements of financial position will sometimes report a separate section for deferred inflows of resources. This separate financial statement element represents an acquisition of net position that applies to future periods and so will not be recognized as an inflow of resources (revenue) until that time. The District has four types of items which qualify for reporting in this category: property taxes levied for subsequent years, delinquent property taxes receivable, deferred resources related to pensions and deferred resources related to OPEB.

The first item is property taxes levied for subsequent years' expenditures, which represent property taxes received or reported as a receivable before the period for which the taxes are levied, and is reported as a deferred inflow of resources in both the government-wide Statement of Net Position

INDEPENDENT SCHOOL DISTRICT NO. 31
BEMIDJI, MINNESOTA
NOTES TO FINANCIAL STATEMENTS
YEAR ENDED JUNE 30, 2022

and the governmental funds Balance Sheet. Property taxes levied for subsequent years' expenditures are deferred and recognized as an inflow of resources in the government-wide financial statements in the year for which they are levied, and in the governmental fund financial statements during the year for which they are levied, if available.

The second item, unavailable revenue from property taxes, arises under a modified accrual basis of accounting and is reported only in the governmental funds Balance Sheet. Delinquent property taxes not collected within 60 days of year-end are deferred and recognized as an inflow of resources in the governmental funds in the period the amounts become available.

Pensions – For purposes of measuring the net pension liability, deferred outflows/inflows of resources, and pension expense, information about the fiduciary net position of the Public Employees Retirement Association (PERA) and the Teachers Retirement Association (TRA) and additions to/deductions from PERA's and TRA's fiduciary net position have been determined on the same basis as they are reported by PERA and TRA.

For PERA's purpose, plan contributions are recognized as of employer payroll paid dates and benefit payments and refunds are recognized when due and payable in accordance with the benefit terms. Investments are reported at fair value.

TRA has a special funding situation created by direct aid contributions made by the State of Minnesota, City of Minneapolis and Minneapolis School District. The direct aid is a result of the merger of the Minneapolis Teachers Retirement Fund Association merger into TRA in 2006 and the Duluth Teachers' Retirement fund Association merger into TRA in 2015. Additional information can be found in Note 6.

Net Position – represent the difference between assets, deferred outflows of resources, liabilities and deferred inflows of resources in the district-wide financial statements. Net investment in capital assets, consists of capital assets, net of accumulated depreciation, reduced by the outstanding balance of any long-term debt used to build or acquire the capital assets. Net position is reported as restricted in the district-wide financial statements when there are limitations imposed on their use through external restrictions imposed by creditors, grantors, or laws or regulations of other governments.

Fund Balance – The following classifications describe the relative strength of the spending constraints placed on a government's fund balances:

- **Nonspendable fund balance** – amounts are in a nonspendable form (such as inventory, prepaid items or long-term receivables) or are required to be maintained intact.
- **Restricted fund balance** – amounts constrained to specific purposes by their providers (such as grantors, bondholders, and higher levels of government), through constitutional provisions, or by enabling legislation.
- **Committed fund balance** – amounts constrained to specific purposes by the District itself, using its highest level of decision-making authority (i.e., School Board). To be reported as committed, amounts cannot be used for any purpose unless the District takes the same highest level action to remove or change the constraint.
- **Assigned fund balance** – amounts the District intends to use for a specific purpose. Intent can be

INDEPENDENT SCHOOL DISTRICT NO. 31
BEMIDJI, MINNESOTA
NOTES TO FINANCIAL STATEMENTS
YEAR ENDED JUNE 30, 2022

expressed by the School Board or by an official or body to which the School Board delegates the authority.

- Unassigned fund balance – is the residual classification for the General Fund and also reflects negative residual amounts in other funds.

The School Board establishes (and modifies or rescinds) fund balance commitments by passage of a resolution. This is typically done through adoption and amendment of the budget. A fund balance commitment is further indicated in the budget document as a designation or commitment of the fund (such as for special incentives). Assigned fund balance is established by the School Board through adoption or amendment of the budget as intended for specific purpose (such as the purchase of fixed assets, construction, debt service, or for other purposes).

When both restricted and unrestricted resources are available for use, it is District policy to first use restricted resources then use unrestricted resources as they are needed.

When committed, assigned or unassigned resources are available for use, it is District policy to use resources in the following order; 1) committed, 2) assigned and 3) unassigned.

Our fund balance policy requires that we have at least 10% of our General Fund operating budget in a combination of committed, assigned and unassigned fund balances. If the figure is less than 10%, the Board must initiate cost containment measures or seek additional revenue enhancement through increased fees or voter approved operating referendum funding. The current combined amount of \$6,376,663 represents 10.1% of our 2022 General Fund operating budget of \$63,228,754.

The UFARS fund balance reporting standards required by the Minnesota Department of Education are slightly different than the reporting standards under GASB Statement No. 54 *Fund Balance Reporting and Governmental Fund Type Definitions*. At June 30, 2022, fund balances are composed of the following and reconcile to UFARS reporting standards as follows:

INDEPENDENT SCHOOL DISTRICT NO. 31
BEMIDJI, MINNESOTA
NOTES TO FINANCIAL STATEMENTS
YEAR ENDED JUNE 30, 2022

	General Fund	Debt Service Fund	Other Governmental Funds	Totals
Nonspendable:				
Inventory	\$ 333,550	\$ -	\$ 25,328	\$ 358,878
Prepaid Expenses	79,390	-	-	79,390
Restricted:				
Teacher Benefits	73,572	-	-	73,572
Red Lake Johnson-O'Malley	41,616	-	-	41,616
Student Activities	331,161	-	-	331,161
Staff Development	304,083	-	-	304,083
Operating Capital	5,088,248	-	-	5,088,248
Safe Schools - Crime Levy	462,556	-	-	462,556
Food Service	-	-	759,131	759,131
Community Education	-	-	455,180	455,180
Early Childhood and Family Education	-	-	594,965	594,965
School Readiness	-	-	115,515	115,515
Adult Basic Education	-	-	8,009	8,009
Community Service	-	-	171,558	171,558
OPEB Debt Service	-	-	106,680	106,680
Building Construction	-	-	2,015,069	2,015,069
Debt Service	-	955,711	-	955,711
Long-Term Facilities Maintenance	1,181,140	-	-	1,181,140
Medical Assistance	2,126	-	-	2,126
Committed:				
Separation/Retirement Benefits	577,793	-	-	577,793
Assigned:				
Bus Purchases	500,000	-	-	500,000
Contract Agreements	700,000	-	-	700,000
Unassigned	4,598,870	-	-	4,598,870
Totals	<u>\$14,274,105</u>	<u>\$ 955,711</u>	<u>\$ 4,251,435</u>	<u>\$19,481,251</u>

E. Compensated Absences

Vacation Pay – Certified staff and certain administrative employees do not receive paid vacations but are paid only for the number of days they are required to work, each in accordance with their respective contracts. Non-certified and other administrative employees are allowed vacation leave in varying amounts. In the event of termination, an employee is reimbursed for any unused accumulated leave. Accrued vacation time must be taken within one year after the end of the fiscal year. Compensated absences payable for the amount representing the accumulated vacation payable at June 30, 2022 for these employees is reported in the district-wide financial statements.

Sick Leave and Severance Pay – Employees are allowed to accrue sick leave at varying amounts each year, and accumulate within limits. Employees are not compensated for unused sick leave upon termination of employment. Since the employees accumulating rights to receive compensation for future absences are contingent upon the absences being caused by future illnesses and such amounts cannot be reasonably estimated, a liability for unused sick leave is not recorded in the financial statements.

INDEPENDENT SCHOOL DISTRICT NO. 31
BEMIDJI, MINNESOTA
NOTES TO FINANCIAL STATEMENTS
YEAR ENDED JUNE 30, 2022

Upon completion of 15 years of service and notice of retirement for teaching staff and certain other employee groups, unused sick leave is convertible to severance pay upon an employee’s retirement. Severance is not granted to an employee who is discharged by the District. See Note 8 for severance liability amount.

Under the provisions of the various employee and union contracts, the District provides health and dental care coverage until age 65 for retirees and if certain age and minimum years of service requirements are met. The amount to be incurred is limited as specified by contract. All premiums paid for active employees are funded on a pay-as-you-go basis. Retiree costs, net of retiree contributions, are funded through an OPEB Irrevocable Trust Fund.

F. Use of Estimates

The preparation of financial statements in conformity with generally accepted accounting principles requires management to make estimates and assumptions that affect the certain reported amounts and disclosures. Accordingly, actual results could differ from those estimates.

G. Change in Accounting Policy

In June 2017, the Governmental Accounting Standards Board (GASB) issued GASB Statement No. 87, *Leases*. The statement enhances the relevance and consistency of reporting for the District's leasing activities by establishing requirements for lease accounting based on the principle that leases are financings of underlying right-to-use assets. A lessee is required to recognize a lease liability and intangible right-to-use lease asset, and a lessor is required to recognize a lease receivable and deferred inflow of resources. The District adopted this guidance retroactively for the year ended June 30, 2022. The adoption of this guidance did not affect beginning net position for the year ended June 30, 2022 and, accordingly, restatement of beginning net position was not necessary.

NOTE 2 – Deposit and Investments

The District’s cash and investments are as follows:

	<u>Governmental Activities/ Funds</u>	<u>OPEB Irrevocable Trust Fund</u>
Pooled Depository Accounts:		
Checking	\$ 13,006,208	\$ (257,015)
Pooled Investments - MSDLAF+	5,688,533	-
Cash with Fiscal Agent	2,430,069	-
Investments with MNTrust and Associated Wealth Management:		
MNTrust Money Market Account	614,781	370,486
Certificates of Deposit	-	1,299,014
Total Cash and Investments	<u>\$ 21,739,591</u>	<u>\$ 1,412,485</u>

INDEPENDENT SCHOOL DISTRICT NO. 31
BEMIDJI, MINNESOTA
NOTES TO FINANCIAL STATEMENTS
YEAR ENDED JUNE 30, 2022

A. Deposits

Authority - In accordance with *Minnesota Statutes*, the District maintains deposits at those depository banks authorized by the Board. All such depositories are members of the Federal Reserve System. *Minnesota Statutes* require that all District deposits be protected by insurance, surety bond or collateral. The market value of collateral pledged must equal 110% of the deposits not covered by insurance or bonds. Authorized collateral includes treasury bills, notes and bonds; issues of U.S. government agencies; general obligations rated "A" or better, revenue obligations rated "AA" or better; irrevocable standard letters of credit issued by the Federal Home Loan Bank; and certificates of deposit. *Minnesota Statutes* require that securities pledged as collateral be held in safekeeping in a restricted account at the Federal Reserve Bank or in an account at a trust department of a commercial bank or other financial institution not owned or controlled by the financial institution furnishing the collateral.

Custodial Credit Risk - The custodial credit risk for deposits is the risk that in the event of a bank failure, the District's deposits may not be recovered. The District's policy for custodial credit risk is to maintain compliance with *Minnesota Statutes* that require all the District's deposits to be protected by insurance, surety bond, or pledged collateral. The District was not exposed to custodial credit risk on June 30, 2022.

B. Investments

Authority - *Minnesota Statutes* authorize the District to invest in the following types of investments:

1. securities which are direct obligations or are guaranteed or insured issues of the United States, its agencies, its instrumentalities, or organizations created by an act of Congress, except mortgage-backed securities defined as "high risk" by *Minnesota Statutes*;
2. mutual funds through shares of registered investment companies provided the mutual fund receives certain ratings depending on its investments;
3. General obligations of the State of Minnesota and its municipalities, and in certain state agency and local obligations of Minnesota and other states provided such obligations have certain specified bond ratings by a national bond rating service;
4. bankers' acceptances of United States banks;
5. commercial paper issued by United States corporations or their Canadian subsidiaries that is rated in the highest quality category by two nationally recognized rating agencies and matures in 270 days or less; and
6. with certain restrictions, in repurchase agreements, securities lending agreements, joint powers investment trusts, and guaranteed investment contracts.

INDEPENDENT SCHOOL DISTRICT NO. 31
BEMIDJI, MINNESOTA
NOTES TO FINANCIAL STATEMENTS
YEAR ENDED JUNE 30, 2022

As of June 30, 2022, the District had the following investments:

<u>Investments</u>	<u>Credit Risk</u>		<u>Maturity Duration in Years:</u>			<u>Total</u>
	<u>Rating</u>	<u>Agency</u>	<u>Less than 1</u>	<u>1 to 3</u>	<u>Over 3</u>	
Certificates of Deposit	N/A	N/A	\$ 749,421	\$ 549,593	\$ -	\$ 1,299,014
Investment Pool:						
MSDLAF+ - Money Market Accounts	AAAm	S&P				5,688,533
MNTrust - Money Market Accounts	AAAm	S&P				<u>985,267</u>
Total Investments						<u>\$ 7,972,814</u>

MNTrust – MNTrust fund investments are restricted to securities described in *Minnesota Statutes*, Section 118.04. MNTrust’s Term Series portfolios are separate portfolios with fixed investment term and a designated maturity. A Term Series Portfolio consists of investments in certificates of deposit, obligations of the U.S. Government, its agencies and instrumentalities, and municipal obligations. These investments are reported at amortized cost.

Minnesota School District Liquid Asset Fund Plus (MSDLAF+) – The MSDLAF+ is an external investment pool not registered with the Securities Exchange Commission (SEC). The fair value of the position in the pool is the same as the value of the pool shares.

Interest Rate Risk – The District does not have a formal investment policy that limits investment maturities as a means of managing its exposure to fair value losses arising from interest rates.

Credit Risk – State law limits investments in general obligations of any state or local government with taxing powers with a rating of “A” or better by a national bond rating service. The District’s Municipal Bond investments meet state criteria.

Concentration of Credit Risk – The District places no limit on the amount the District may invest in any one issuer. The District has total investments of \$1,669,500 in the OPEB Irrevocable Trust Fund.

C. Fair Value Measurements

The District uses fair value measurements to record fair value adjustments to certain assets and liabilities and to determine fair value disclosures.

The District follows an accounting standard that defines fair value, establishes a framework for measuring fair value, establishes a fair value, and requires expanded disclosures about fair value measurements. In accordance with this standard, the District has categorized its investments, based on the priority of the inputs to the valuation technique, into a three-level fair value hierarchy. The fair value hierarchy gives the highest priority to quoted prices in active markets for identical assets or liabilities (Level 1) and the lowest priority to unobservable inputs (Level 3). If the inputs used to measure the financial instruments fall within different levels of the hierarchy, the categorization is based on the lowest level input that is significant to the fair value measurement of the instrument.

INDEPENDENT SCHOOL DISTRICT NO. 31
BEMIDJI, MINNESOTA
NOTES TO FINANCIAL STATEMENTS
YEAR ENDED JUNE 30, 2022

Financial assets and liabilities recorded on the combined statements of financial position are categorized based on inputs to the valuation techniques as follows:

- **Level 1** – Financial assets and liabilities are valued using inputs that are unadjusted quoted prices in active markets accessible at the measurement date of identical financial assets and liabilities. The inputs include those traded on an active exchange, such as the New York Stock Exchange, as well as U.S. Treasury and other U.S. government and agency mortgage-backed securities that are traded by dealers or brokers in active over-the-counter markets.
- **Level 2** – Financial assets and liabilities are valued based on quoted prices for similar assets, or inputs that are observable, either directly or indirectly for substantially the full term through corroboration with observable market data.
- **Level 3** – Financial assets and liabilities are valued using pricing inputs which are unobservable for the asset, inputs that reflect the reporting entity’s own assumptions about the assumptions market participants and would use in pricing the asset.

Assets measured at fair value on a recurring basis:

<u>Type</u>	<u>Level 1</u>	<u>Level 2</u>	<u>Level 3</u>	<u>Total</u>
MNTrust Certificates of Deposit	<u>\$ -</u>	<u>\$ 1,299,014</u>	<u>\$ -</u>	\$ 1,299,014
Investments Measured at Net Asset Value (NAV)				<u>6,673,800</u>
				<u>\$ 7,972,814</u>

The MSDLAF+ is an external investment pool (Pool) that is managed to maintain a dollar-weighted average portfolio maturity of no greater than 60 days and seeks to maintain a constant net asset value (NAV) per share of \$1.00.

The District reports its investment in the Pool at the NAV per share, the fair value established by the Pool.

The District’s investment in the Pool is included in two share classes, as follows:

	<u>Net Asset Value</u>	<u>Unfunded Commitments</u>
MSDLAF+Liquid Class	\$ 5,607,881	\$ -
MSDLAF+MAX Class	80,652	-

The Liquid Class has no redemption requirements. The MAX Class may not be redeemed for at least 14 days, and a 24-hour hold is placed on redemption requests. Redemptions prior to 14 days may be subject to penalty.

INDEPENDENT SCHOOL DISTRICT NO. 31
BEMIDJI, MINNESOTA
NOTES TO FINANCIAL STATEMENTS
YEAR ENDED JUNE 30, 2022

NOTE 3 – Property Taxes

The School Board certifies property tax levies in December of each year to Beltrami County for collection in the following year. In Minnesota, counties act as collection agents for all property taxes. The County spreads all levies over assessable property. Such taxes become a lien on January 2, and are recorded as receivables by the District at that date. Property taxes may be paid by taxpayers in two equal installments, on May 15 and October 15. The County provides tax settlements in installments to districts two times a year, on or before June 30 and December 30.

Prior year’s taxes, which remain unpaid at June 30, are classified as delinquent taxes receivable and the portion not receivable within 60 days is offset by deferred revenue because they are not available to finance current expenditures.

The maximum amount of property taxes the District may levy is subject to state levy limitations.

The total net tax capacity for levy year 2021 (payable in 2022) was \$42,032,815 with a referendum market value of \$3,166,559,738. The net capacity rate was 14.379% and a school district referendum rate of 0.13286%.

Current property taxes receivable consists of the current tax levy less collection prior to June 30. The current tax levy, net of a state mandated property tax shift, is offset by property taxes levied for subsequent years, a deferred inflow of resources.

NOTE 4 – Due From Other Governmental Units

Amounts due from other governmental units at June 30, 2022 are as follows:

	<u>General</u> <u>Fund</u>	<u>Debt</u> <u>Redemption</u> <u>Fund</u>	<u>Other</u> <u>Governmental</u> <u>Funds</u>	<u>Totals</u>
Other Minnesota School Districts	\$ 357,413	\$ -	\$ -	\$ 357,413
Minnesota Department of Education:				
State Aids and Grants	4,737,151	11,226	61,999	4,810,376
Federal Aids and Grants	3,807,238	-	134,578	3,941,816
Beltrami County	184,745	-	-	184,745
Other Governmental Units	159,043	-	-	159,043
Totals	<u>\$ 9,245,590</u>	<u>\$ 11,226</u>	<u>\$ 196,577</u>	<u>\$ 9,453,393</u>

INDEPENDENT SCHOOL DISTRICT NO. 31
BEMIDJI, MINNESOTA
NOTES TO FINANCIAL STATEMENTS
YEAR ENDED JUNE 30, 2022

NOTE 5 – Capital Assets

Capital asset activity for the year ended June 30, 2022 is as follows:

	Restated Beginning Balance	Additions	Sales and Retirements	Ending Balance
Non-depreciable Capital Assets				
Land	\$ 3,587,119	\$ -	\$ 115,000	\$ 3,472,119
Construction in Progress	-	427,501	-	427,501
Total Non-depreciable Capital Assets	<u>3,587,119</u>	<u>427,501</u>	<u>115,000</u>	<u>3,899,620</u>
Depreciable Capital Assets:				
Land Improvements	6,347,953	112,247	-	6,460,200
Buildings	123,024,864	17,959	705,856	122,336,967
Equipment	15,125,641	273,439	116,602	15,282,478
Total Depreciable Capital Assets	<u>144,498,458</u>	<u>403,645</u>	<u>822,458</u>	<u>144,079,645</u>
Total Capital Assets	<u>148,085,577</u>	<u>831,146</u>	<u>937,458</u>	<u>147,979,265</u>
Accumulated Depreciation:				
Land Improvements	3,308,068	217,596	-	3,525,664
Buildings	47,300,609	2,614,789	683,137	49,232,261
Equipment	11,023,497	925,276	116,394	11,832,379
Total Accumulated Depreciation	<u>61,632,174</u>	<u>3,757,661</u>	<u>799,531</u>	<u>64,590,304</u>
Capital Assets, Net of Depreciation	<u>\$86,453,403</u>	<u>\$ (2,926,515)</u>	<u>\$ 137,927</u>	<u>\$ 83,388,961</u>

Depreciation expense were charged to the following program services:

Vocational Instruction	\$ 1,983
Special Education Instruction	78,538
Instructional Support Services	4,047
Pupil Support Services	428,263
Sites and Buildings	3,244,830
Total	<u>\$ 3,757,661</u>

NOTE 6 – Pension Plans

A. Teachers Retirement Association

Plan Description

The Teachers Retirement Association (TRA) is an administrator of a multiple employer, cost-sharing, defined benefit retirement fund. TRA administers a Basic Plan (without Social Security coverage) and a Coordinated Plan (with Social Security coverage) in accordance with *Minnesota Statutes*, Chapters 354 and 356. TRA is a separate statutory entity and administered by a Board of Trustees. The Board consists of four active members, one retired member, and three statutory officials.

INDEPENDENT SCHOOL DISTRICT NO. 31
BEMIDJI, MINNESOTA
NOTES TO FINANCIAL STATEMENTS
YEAR ENDED JUNE 30, 2022

Educators employed in Minnesota’s public elementary and secondary school, charter schools, and certain other TRA-covered educational institutions maintained by the state are required to be TRA members (except those employed by St. Paul schools or Minnesota State Colleges and Universities). Educators first hired by Minnesota State may elect either TRA coverage or coverage through the Defined Contribution Plan (DCR) administered by the Minnesota State.

Benefits Provided

TRA provides retirement benefits as well as disability benefits to members, and benefits to survivors upon death of eligible members. Benefits are established by *Minnesota Statute* and vest after three years of service credit. The defined retirement benefits are based on a member’s highest average salary for any five consecutive years of allowable service, age, and a formula multiplier based on years of credit at termination of service.

Two methods are used to compute benefits for TRA’s Coordinated and Basic Plan members. Members first employed before July 1, 1989, receive the greater of the Tier I or Tier II as described:

Tier I
Benefits:

	<u>Step Rate Formula</u>	<u>Percentage</u>
Basic	First ten years of service	2.2 percent per year
	All years after	2.7 percent per year
Coordinated	First ten years if service years are up to July 1, 2006	1.2 percent per year
	First ten years if service years are July 1, 2006 or after	1.4 percent per year
	All other years of service if service years are up to July 1, 2006	1.7 percent per year
	All other years of service if service years are July 1, 2006 or after	1.9 percent per year

With these provisions:

- a) Normal retirement age is 65 with less than 30 years of allowable service and age 62 with 30 or more years of allowable service.
- b) 3% per year early retirement reduction factor for all years under normal retirement age.
- c) Unreduced benefits for early retirement under a Rule-of-90 (age plus allowable service equals 90 or more).

or

Tier II Benefits

For years of service prior to July 1, 2006, a level formula of 1.7% per year for coordinated members and 2.7% per year for basic members is applied. For years of service July 1, 2006 and after, a level formula of 1.9% per year for Coordinated members and 2.7% for Basic members applies. Beginning July 1, 2015, the early retirement reduction factors are based on rates established under *Minnesota Statute*. Smaller reductions, more favorable to the member, will be applied to individuals who reach age 62 and have 30 years or more of service credit.

INDEPENDENT SCHOOL DISTRICT NO. 31
BEMIDJI, MINNESOTA
NOTES TO FINANCIAL STATEMENTS
YEAR ENDED JUNE 30, 2022

Members first employed after June 30, 1989 receive only the Tier II calculation with a normal retirement age that is their retirement age for full Social Security retirement benefits, but not to exceed age 66.

Six different types of annuities are available to members upon retirement. The No Refund Life Plan is a lifetime annuity that ceases upon death of the retiree - no survivor annuity is payable. A retiring member may also choose to provide survivor benefits to a designated beneficiary(ies) by selecting one of the five plans that have survivorship features. Vested members may also leave their contributions in the TRA Fund upon termination of service in order to qualify for a deferred annuity at retirement age. Any member terminating service is eligible for a refund of their employee contributions plus interest.

The benefit provisions stated apply to active plan participants. Vested, terminated employees who are entitled to benefits but not yet receiving them are bound by the plan provisions in effect at the time they last terminated their public service.

Contribution Rate

Per *Minnesota Statutes*, Chapter 354 sets the contribution rates for employees and employers. Rates for each fiscal year ended June 30, 2020, June 30, 2021 and June 30, 2022 were:

	<u>June 30, 2020</u>		<u>June 30, 2021</u>		<u>June 30, 2022</u>	
	<u>Employee</u>	<u>Employer</u>	<u>Employee</u>	<u>Employer</u>	<u>Employee</u>	<u>Employer</u>
Basic	11.0%	11.92%	11.0%	12.13%	11.0%	12.34%
Coordinated	7.5%	7.92%	7.5%	8.13%	7.5%	8.34%

The following is a reconciliation of employer contributions in TRA's fiscal year 2021 CAFR "Statement of Changes in Fiduciary Net Position" to the employer contributions used in Schedule of Employer and Non-Employer Pension Allocations.

	<i><u>in thousands</u></i>
Employer contributions reported in TRA's CAFR, Statement of Changes in Fiduciary Net Position	\$ 448,829
Add employer contributions not related to future contribution efforts	379
Deduct TRA's contributions not included in allocation	<u>(538)</u>
Total employer contributions	448,670
Total non-employer contributions	<u>37,840</u>
Total contributions reported in <i>Schedule of Employer and Non-Employer Allocations</i>	<u>\$ 486,510</u>

Amounts reported in the allocation schedules may not precisely agree with financial statement amounts or actuarial valuations due to the number of decimal places used in the allocations. TRA has rounded percentage amounts to the nearest ten thousandths.

INDEPENDENT SCHOOL DISTRICT NO. 31
BEMIDJI, MINNESOTA
NOTES TO FINANCIAL STATEMENTS
YEAR ENDED JUNE 30, 2022

Actuarial Assumptions

The total pension liability in the June 30, 2021 actuarial valuation was determined using the following actuarial assumptions, applied to all periods included in the measurement.

Key Methods and Assumptions Used in Valuation of Total Pension Liability

Actuarial Information

Valuation Date	July 1, 2021
Measurement Date	June 30, 2021
Experience Study	June 5, 2019 (demographic assumptions) November 6, 2017 (economic assumptions)
Actuarial Cost Method	Entry Age Normal
Actuarial Assumptions:	
Investment Rate of Return	7.00%
Price Inflation	2.50%
Wage Growth Rate	2.85% before July 1, 2028 and 3.25% after June 30, 2028
Projected Salary Increase	2.85 to 8.85% before July 1, 2028 and 3.25% to 9.25% after June 30, 2028
Cost of Living Adjustment	1.00% for January 2020 through January 2023, then increasing by 0.1% each year up to 1.5% annually.

Mortality Assumption

Pre-retirement:	RP-2014 white collar employee table, male rates set back five years and female rates set back seven years. Generational projection uses the MP-2015 scale.
Post-retirement:	RP-2014 white collar annuitant table, male rates set back three years and female rates set back three years, with further adjustments of the rates. Generational projection uses the MP-2015 scale.
Post-disability:	RP-2014 disabled retiree mortality table, without adjustments.

The long-term expected rate of return on pension plan investments was determined using a building-block method in which best-estimate ranges of expected future real rates of return (expected returns, net of pension plan investment expense and inflation) are developed for each major asset class. These ranges are combined to produce the long-term expected rate of return by weighting the expected future real rates of return by the target asset allocation percentage and by adding expected inflation.

INDEPENDENT SCHOOL DISTRICT NO. 31
BEMIDJI, MINNESOTA
NOTES TO FINANCIAL STATEMENTS
YEAR ENDED JUNE 30, 2022

The target allocation and best estimates of geometric real rates of return for each major asset class are summarized in the following table:

<u>Asset Class</u>	<u>Target Allocation</u>	<u>Long-Term Expected Real Rate of Return (Geometric Mean)</u>
Domestic Equity	35.5%	5.10%
International Equity	17.5%	5.30%
Private Markets	25.0%	5.90%
Fixed Income	20.0%	0.75%
Unallocated Cash	2.0%	0.00%
Total	<u>100.0%</u>	

The TRA actuary has determined the average of the expected remaining service lives of all members for fiscal year 2022 is 6 years. The “Difference Between Expected and Actual Experience,” “Changes of Assumptions,” and “Changes in Proportion” use the amortization period of 6 years in the schedule presented. The amortization period for “Net Difference Between Projected and Actual Investment Earnings on Pension Plan Investments” is 5 years as required by GASB 68.

Changes in actuarial assumptions since the 2020 valuation:

- For GASB Valuation:
 - The investment return was changed from 7.50% to 7.00%

Discount Rate

The discount rate used to measure the total pension liability was 7.00%. The discount rate used to measure the TPL at the Prior Measurement Date was 7.50%. The projection of cash flows used to determine the discount rate assumed that employee contributions will be made at the fiscal year 2021 contribution rate, contributions from school districts will be made at contractually required rates (actuarially determined), and contributions from the state will be made at current statutorily required rates. Based on those assumptions, the pension plan’s fiduciary net position was not projected to be depleted and, as a result, the Municipal Bond Index Rate was not used in the determination of the Single Equivalent Interest Rate (SEIR).

Net Pension Liability

On June 30, 2022, the District reported a liability of \$21,868,366 for its proportionate share of the net pension liability. The net pension liability was measured as of June 30, 2021, and the total pension liability used to calculate the net pension liability was determined by an actuarial valuation as of that date. The District’s proportion of the net pension liability was based on the District’s contributions to TRA in relation to total system contributions including direct aid from the State of Minnesota, City of Minneapolis, and Minneapolis School District. District proportionate share was 0.4997% at the end of the measurement period and 0.5051% for the beginning of the year.

INDEPENDENT SCHOOL DISTRICT NO. 31
BEMIDJI, MINNESOTA
NOTES TO FINANCIAL STATEMENTS
YEAR ENDED JUNE 30, 2022

The pension liability amount reflected a reduction due to direct aid provided to TRA. The amount recognized by the District as its proportionate share of the net pension liability, the direct aid, and total portion of the net pension liability that was associated with the District were as follows:

District's proportionate share of net pension liability	\$ 21,868,366
State's proportionate share of the net pension liability associated with the District	1,844,201

For the year ended June 30, 2022, the District recognized pension expense of \$528,683.

On June 30, 2022, the District had deferred resources related to pensions from the following sources:

	<u>Deferred Outflows of Resources</u>	<u>Deferred Inflows of Resources</u>
Differences between expected and actual experience	\$ 598,693	\$ 620,218
Changes in actuarial assumptions	8,014,173	19,297,617
Net difference between projected and actual earnings on plan investments	-	18,296,314
Changes in proportion	1,146,169	855,660
Contributions paid to TRA subsequent to the measurement date	<u>2,506,494</u>	<u>-</u>
Total	<u>\$ 12,265,529</u>	<u>\$ 39,069,809</u>

\$2,506,494 reported as deferred outflows of resources related to pensions resulting from District contributions to TRA subsequent to the measurement date will be recognized as a reduction of the net pension liability in the year ended June 30, 2023. Other amounts reported as deferred outflows of resources and (deferred inflows of resources) related to TRA pensions will be recognized in pension expense as follows:

2023	\$ (13,920,834)
2024	(10,925,889)
2025	(2,519,756)
2026	(3,421,417)
2027	1,477,122

INDEPENDENT SCHOOL DISTRICT NO. 31
BEMIDJI, MINNESOTA
NOTES TO FINANCIAL STATEMENTS
YEAR ENDED JUNE 30, 2022

Pension Liability Sensitivity

The following presents the net pension liability or TRA calculated using the discount rate of 7.00%, as well as the net pension liability would be if it were calculated using a discount rate that is one percentage point lower (6.00%) or one percentage point higher (8.00%) than the current rate.

Sensitivity of Net Pension Liability (NPL) to changes in the discount rate

1 percent decrease <u>(6.00%)</u>	Current <u>(7.00%)</u>	1 percent increase <u>(8.00%)</u>
\$44,175,164	\$21,868,366	\$3,575,014

The District's proportion of the net pension liability was based on the employer contributions to TRA in relation to TRA's total employer contributions including direct aid contributions from the State of Minnesota, City of Minneapolis, and Minneapolis School District.

Pension Plan Fiduciary Net Position

Detailed information about the plan's fiduciary net position is available in a separately-issued TRA financial report. That report can be obtained at www.MinnesotaTRA.org, by writing to TRA at 60 Empire Drive, Suite 400, St. Paul, MN, 55103-4000; or by calling 651-296-2409 or 800-657-3669.

B. Public Employees Retirement Association

Plan Description

The District participates in the following cost-sharing multiple-employer defined benefit pension plans administered by the Public Employees Retirement Association (PERA). PERA's defined benefit pension plans are established and administered in accordance with *Minnesota Statutes*, Chapters 353 and 356. PERA's defined benefit pension plans are tax qualified plans under Section 401 (a) of the Internal Revenue Code.

General Employees Retirement Plan

Certain full-time and certain part-time employees of the District are covered by the General Employees Retirement Plan. General Employees Plan members belong to the Coordinated Plan. Coordinated Plan members are covered by Social Security.

Local Government Correctional Plan

The Correctional Plan was established for correctional officers serving in county and regional corrections facilities. Eligible participants must be responsible for the security, custody, and control of the facilities and their inmates.

Benefits Provided

PERA provides retirement, disability, and death benefits. Benefit provisions are established by State Statute and can only be modified by the state Legislature. Vested terminated employees who are entitled to benefits but are not receiving them yet, are bound by the provision in effect at the time they last terminated their public service.

INDEPENDENT SCHOOL DISTRICT NO. 31
BEMIDJI, MINNESOTA
NOTES TO FINANCIAL STATEMENTS
YEAR ENDED JUNE 30, 2022

General Employees Plan Benefits

General Employees Plan benefits are based on a member's highest average salary for any five successive years of allowable service, age, and years of credit at termination of service. Two methods are used to compute benefits for PERA's Coordinated Plan members. Members hired prior to July 1, 1989 receive the higher of Method 1 or Method 2 formulas. Only Method 2 is used for members hired after June 30, 1989. Under Method 1, the accrual rate for Coordinated members is 1.2% for each of the first 10 years of service and 1.7% for each additional year. Under Method 2, the accrual rate for Coordinated members is 1.7% for all years of service. For members hired prior to July 1, 1989 a full annuity is available when age plus years of service equal 90 and normal retirement age is 65. For members hired on or after July 1, 1989, normal retirement age is the age for unreduced Social Security benefits capped at 66.

Benefit increases are provided to benefit recipients each January. The postretirement increase will be equal to 50% of the cost-of-living adjustment (COLA) announced by the SSA, with a minimum increase of at least 1% and a maximum of 1.5%. Recipients that have been receiving the annuity or benefit for at least a full year as of the June 30 before the effective date of the increase will receive the full increase. Recipients receiving the annuity or benefit for at least one month but less than a full year as of the June 30 before the effective date of the increase will receive a reduced prorated increase. For members retiring on January 1, 2024 or later, the increase will be delayed until normal retirement age (age 65 if hired prior to July 1, 1989, or age 66 for individuals hired on or after July 1, 1989). Members retiring under Rule of 90 are exempt from the delay to normal retirement.

Correctional Plan Benefits

Benefits for Correctional Plan members hired after June 30, 2010, vest on a prorated basis from 50% after five years up to 100% after ten years of credited service. The annuity accrual rate is 1.9% of average salary for each year of service in the plan. For Correctional Plan members who were first hired prior to July 1, 1989, when age plus years of service equal at least 90.

Benefit increases are provided to benefit recipients each January. The postretirement increase will be equal to 100% of the COLA announced by SSA, with a minimum increase of at least 1% and a maximum of 2.5%. If the plan's funding status declines to 85% or below for two consecutive years or 80% for one year, the maximum will be lowered from 2.5% to 1.5%. Recipients that have been receiving the annuity or benefit for at least a full year as of the June 30 before the effective date of the increase will receive the full increase. Recipients receiving the annuity or benefit for at least one month but less than a full year as of the June 30 before the effective date of the increase will receive a reduced prorated increase.

Contributions

Minnesota Statutes Chapter 353 sets the rates for employer and employee contributions. Contribution rates can only be modified by the state Legislature.

General Employees Fund Contributions

Coordinated Plan members were required to contribute 6.5% of their annual covered salary in fiscal year 2022 and the District was required to contribute 7.5% for Coordinated Plan members. The District's contributions to the General Employees Fund for the year ended June 30, 2022 were \$1,102,674. The District's contributions were equal to the required contributions for each year as set by State Statute.

INDEPENDENT SCHOOL DISTRICT NO. 31
BEMIDJI, MINNESOTA
NOTES TO FINANCIAL STATEMENTS
YEAR ENDED JUNE 30, 2022

Correctional Fund Contributions

Plan members were required to contribute 5.83% of their annual covered salary and the District was required to contribute 8.75% of pay for plan members in fiscal year 2022. The District contributions to the Correctional Fund for the year ended June 30, 2022 were \$6,894. The District's contributions were equal to the required contributions as set by State Statute.

Pension Costs

General Employees Fund Pension Costs

At June 30, 2022, the District reported a liability of \$8,852,639 for its proportionate share of the General Employees Fund's net pension liability. The District's net pension liability reflected a reduction due to the State of Minnesota's contribution of \$16 million. The State of Minnesota is considered a non-employer contributing entity and the state's contribution meets the definition of a special funding situation. The State of Minnesota's proportionate share of the net pension liability associated with the District totaled \$270,303.

The net pension liability was measured as of June 30, 2021, and the total pension liability used to calculate the net pension liability was determined by an actuarial valuation as of that date. The District's proportion of the net pension liability was based on the District's contributions received by PERA during the measurement period for employer payroll paid dates from July 1, 2020, through June 30, 2021, relative to the total employer contributions received from all of PERA's participating employers. The District's proportionate share was 0.2073% at the end of the measurement period and 0.2126% for the beginning of the period.

District's proportionate share of the net pension liability	\$8,852,639
State of Minnesota's proportionate share of the net pension Liability associated with the District	<u>270,303</u>
Total	<u>\$9,122,942</u>

For the year ended June 30, 2022, the District recognized pension expense of \$51,209 for its proportionate share of the General Employees Plan's pension expense.

INDEPENDENT SCHOOL DISTRICT NO. 31
BEMIDJI, MINNESOTA
NOTES TO FINANCIAL STATEMENTS
YEAR ENDED JUNE 30, 2022

At June 30, 2022, the District reported its proportionate share of General Employees Plan's deferred outflows of resources and deferred inflows of resources related to pensions from the following sources:

	<u>Deferred Outflows of Resources</u>	<u>Deferred Inflows of Resources</u>
Differences between expected and actual experience	\$ 56,040	\$ 272,246
Changes in actuarial assumptions	5,405,236	203,388
Net difference between projected and actual earnings on plan investments	-	7,628,089
Changes in proportion	148,163	395,700
Contributions paid to PERA subsequent to the measurement date	<u>1,105,428</u>	<u>-</u>
Total	<u>\$ 6,714,867</u>	<u>\$ 8,499,423</u>

\$1,105,428 reported as deferred outflows of resources related to pensions resulting from District contributions subsequent to the measurement date will be recognized as a reduction of the net pension liability in the year ended June 30, 2023. Other amounts reported as deferred outflows of resources and deferred inflows of resources related to pensions will be recognized in pension expense as follows:

2023	\$ (390,269)
2024	(220,475)
2025	(188,111)
2026	(2,091,129)

Correctional Plan Pension Costs

At June 30, 2022, the District reported an asset of \$6,341 for its proportionate share of the Correctional Plan's net pension liability. The net pension liability was measured as of June 30, 2021, and the total pension liability used to calculate the net pension liability was determined by an actuarial valuation as of that date. The District's proportion of the net pension liability was based on the District's contributions received by PERA during the measurement period for the employer payroll paid dates from July 1, 2020, through June 30, 2021, relative to the total employer contributions received from all of PERA's participating employers. The District's proportionate share was 0.0386% at the end of the measurement period and 0.0363% for the beginning of the period.

For the year ended June 30, 2022, the District recognized pension expense of (\$19,994) for its proportionate share of the Correctional Plan's pension expense.

INDEPENDENT SCHOOL DISTRICT NO. 31
BEMIDJI, MINNESOTA
NOTES TO FINANCIAL STATEMENTS
YEAR ENDED JUNE 30, 2022

At June 30, 2022, the District reported its proportionate share of the Correctional Plan's deferred outflows of resources and deferred inflows of resources related to pensions from the following sources:

	<u>Deferred Outflows of Resources</u>	<u>Deferred Inflows of Resources</u>
Differences between expected and actual experience	\$ -	\$ 3,486
Changes in actuarial assumptions	39,694	581
Net difference between projected and actual earnings on plan investments	-	51,702
Changes in proportion	468	761
Contributions paid to PERA subsequent to the measurement date	<u>2,940</u>	<u>-</u>
Total	<u>\$ 43,102</u>	<u>\$ 56,530</u>

\$2,940 reported as deferred outflows of resources related to pensions resulting from District contributions subsequent to the measurement date will be recognized as a reduction of the net pension liability in the year ended June 30, 2023. Other amounts reported as deferred outflows and inflows of resources related to pensions will be recognized in pension expense as follows:

2023	\$	(3,082)
2024		(406)
2025		959
2026		(13,839)

Total Pension Expense

The total pension expense for all plans recognized by the District for the year ended June 30, 2022 was \$31,215.

Long-Term Expected Return on Investment

The State Board of Investment, which manages the investments of PERA, prepares an analysis of the reasonableness on a regular basis of the long-term expected rate of return using a building-block method in which best-estimate ranges of expected future rates of return are developed for each major asset class. These ranges are combined to produce an expected long-term rate of return by weighting the expected future rates of return by the target asset allocation percentages. The target allocation and best estimates of geometric real rates of return for each major asset class are summarized in the following table:

INDEPENDENT SCHOOL DISTRICT NO. 31
BEMIDJI, MINNESOTA
NOTES TO FINANCIAL STATEMENTS
YEAR ENDED JUNE 30, 2022

<u>Asset Class</u>	<u>Target Allocation</u>	<u>Long-Term Expected Real Rate of Return</u>
Domestic Equity	33.5%	5.10%
International Equity	16.5%	5.30%
Fixed Income	25.0%	0.75%
Private Markets	<u>25.0%</u>	5.90%
Total	<u>100.0%</u>	

Actuarial Methods and Assumptions

The total pension liability in the June 30, 2021, actuarial valuation was determined using an individual entry-age normal actuarial cost method. The long-term rate of return on pension plan investments used in the determination of the total liability is 6.5%. This assumption is based on a review of inflation and investments return assumptions from a number of national investment consulting firms. The review provided a range of return investment return rates deemed to be reasonable by the actuary. An investment return of 6.5% was deemed to be within that range of reasonableness for financial reporting purposes.

Inflation is assumed to be 2.25% for the General employees Plan and Correctional Plan. Benefit increases after retirement are assumed to be 1.25% for the General Employees Plan and 2% for the Correctional Plan.

Salary growth assumptions in the General Employees Plan range in annual increments from 10.25% after one year of service to 3.0% after 29 years of service and 6.0% per year thereafter. In the Correctional Plan, salary growth assumptions range from 11% at age 20 to 3% at age 60.

Mortality rates for the General Employees Plan are based on the Pub-2010 General Employee Mortality Table. Mortality rates for the Correctional Plans are based on the Pub-2010 Public Safety Employee Mortality tables. The tables are adjusted slightly to fit PERA's experience.

Actuarial assumptions for the General Employees Plan are reviewed every four years. The most recent four-year experience study for the General Employees Plan was completed in 2019. The assumption changes were adopted by the Board and became effective with the July 1, 2020 actuarial valuation. The most recent four-year experience study for the Correctional Plan completed in 2020 was adopted by the Board and became effective July 1, 2021 actuarial valuation.

The following changes in actuarial assumptions and plan provisions occurred in 2021:

General Employees Fund

Changes in Actuarial Assumptions:

- The investment return and single discount rates were changed from 7.5% to 6.5%, for financial reporting purposes.
- The mortality improvement scale was changed from Scale MP-2019 to Scale MP-2020.

Changes in Plan Provisions:

- There were no changes in plan provisions since the previous valuation.

INDEPENDENT SCHOOL DISTRICT NO. 31
BEMIDJI, MINNESOTA
NOTES TO FINANCIAL STATEMENTS
YEAR ENDED JUNE 30, 2022

Correctional Fund

Changes in Actuarial Assumptions:

- The investment return and single discount rates were changed from 7.50% to 6.50%, for financial reporting purposes.
- The inflation assumption was changed from 2.50% to 2.25%.
- The payroll growth assumption was changed from 3.25% to 3.00%.
- The base mortality table for healthy annuitants and employees was changed from the RP-2014 table to the Pub-2010 Public Safety Mortality table. The mortality improvement scale was changed from MP-2019 to MN-2020.
- The base mortality table for disabled annuitants was changed from the RP-2014 healthy annuitant mortality table (with future mortality improvement according to Scale MP-2019) to the Pub-2010 Public Safety disabled annuitant mortality table (with future mortality improvement according to Scale MP-2020).
- Assumed rates of salary increase were modified as recommended in the July 10, 2020 experience study. The overall impact is a decrease in gross salary increase rates.
- Assumed rates of retirement were changed as recommended in the July 10, 2020 experience study. The changes result in slightly more unreduced retirements and fewer assumed early retirements.
- Assumed rates of withdrawal were changed as recommended in the July 10, 2020 experience study. The new rates predict more terminations, both in the three-year select period (based on service) and the ultimate rates (based on age).
- Assumed rates of disability lowered.
- Assumed percent married for active members was lowered from 85% to 75%.
- Minor changes to form of payment assumptions were applied.

Changes in Plan Provisions:

- There have been no changes in plan provisions since the prior valuation.

Discount Rate

The discount rate used to measure the total pension liability in 2021 was 6.50%. The projection of cash flows used to determine the discount rate assumed that contributions from plan members and employers will be made at rates set in *Minnesota Statute*. Based on these assumptions, the fiduciary net position of the General Employees Fund and the Correctional Fund were projected to be available to make all projected future benefit payments of current plan members. Therefore, the long-term expected rate of return on pension plan investments was applied to all periods of projected benefit payments to determine the total pension liability.

INDEPENDENT SCHOOL DISTRICT NO. 31
BEMIDJI, MINNESOTA
NOTES TO FINANCIAL STATEMENTS
YEAR ENDED JUNE 30, 2022

Pension Liability Sensitivity

The following presents the District's proportionate share of the net pension liability for all plans it participates in, calculated using the discount rate disclosed in the preceding paragraph, as well as what the District's proportionate share of the net pension liability would be if it were calculated using a discount rate one percentage point lower or one percentage point higher than the current discount rate:

Sensitivity Analysis
Net Pension Liability (Asset) at Different Discount Rates

	1% Lower <u>(5.50%)</u>	Current Discount Rate <u>(6.50%)</u>	1% Higher <u>(7.50%)</u>
District's proportionate share of the General Employees Fund net pension liability:	\$18,054,864	\$8,852,639	\$1,301,651
District's proportionate share of the Correctional Fund net pension liability:	\$65,995	(\$6,341)	(\$63,748)

Pension Plan Fiduciary Net Position

Detailed information about each defined benefit pension plan's fiduciary net position is available in a separately-issued PERA financial report that includes financial statements and required supplementary information. That report may be obtained on the Internet at www.mnpera.org.

C. Aggregate Pension Costs

	<u>TRA</u>	<u>PERA</u>	<u>Total</u>
Net Pension Liability	\$ 21,868,366	\$ 8,846,298	\$ 30,714,664
Deferred Outflows of Resources	12,265,529	6,757,969	19,023,498
Deferred Inflows of Resources	39,069,809	8,555,953	47,625,762
Pension Expense	528,683	31,215	559,898

INDEPENDENT SCHOOL DISTRICT NO. 31
BEMIDJI, MINNESOTA
NOTES TO FINANCIAL STATEMENTS
YEAR ENDED JUNE 30, 2022

NOTE 7 – Other Post-Employment Benefits

The District has engaged an actuary to determine the District’s liability for post-employment healthcare benefits other than pensions and its plan is as follows:

Plan Description

The District operates a single employer retiree benefit plan for both health and dental insurance in which retiring employees and their spouses may participate in at their expense. Retiring employees are eligible to participate only if they are a participant in the District’s health and dental insurance at the time of retirement. As of July 1, 2021, there are 490 active participants and 0 retired participants. The retired employees are responsible for reimbursing the District for 100% of the premium cost for their health and dental plans. If a retiree chooses to drop their participation in either plan they are not able to return to the plan. Upon the death of a retiree, the retiree’s spouse can continue participation only if the spouse was covered under the plan at the time of the retiree’s death.

Contributions

OPEB benefits have historically been funded on a pay-as-you-go basis since the irrevocable trust fund was set up, pre-funding the benefits. The District has not established a contribution requirement or policy as of June 30, 2022 and, therefore, no actuarially determined contribution has been calculated.

Investments

Investment policy – The District’s policy in regard to the allocation of invested assets is established and may be amended by the Board of Education. Since inception of the irrevocable trust, the target asset allocation policy has been 95% invested in fixed income and 5% invested in cash.

Rate of Return – For the year ended June 30, 2022, the annual money-weighted rate of return on OPEB plan investments, net of plan investment expense, was -0.69%. The money-weighted rate of return expresses investment performance, net of investment expense, adjusted for the changing amounts actually invested.

Net OPEB Liability

The District’s net OPEB liability was measured as of June 30, 2022; the total OPEB liability used to calculate the net OPEB liability was determined by an actuarial valuation as of July 1, 2021. The components of net OPEB liability as of June 30, 2022 were as follows:

Total OPEB liability	\$	8,388,259
Plan fiduciary net position		<u>(1,282,570)</u>
Net OPEB liability	\$	<u>7,105,689</u>
Plan fiduciary net position as a percentage of the total OPEB liability		15.29%

INDEPENDENT SCHOOL DISTRICT NO. 31
BEMIDJI, MINNESOTA
NOTES TO FINANCIAL STATEMENTS
YEAR ENDED JUNE 30, 2022

Actuarial Assumptions – The total OPEB liability in the July 1, 2021 valuation was determined using the following actuarial assumptions, applied to all periods included in the measurement, unless otherwise specified:

Discount rate	3.80%
Investment rate of return	2.40%, net of investment expenses
Inflation rate	2.50%
20-Year Municipal Bond Yield	3.80%
Salary increases	Vary by service and contract group
Medical trend rates	6.25% in 2021 grading to 5.00% over 6 years and then 4.00% over the next 48 years
Dental trend rates	4.00%

Mortality rates were based on Pub-2010 Public Retirement Plans Headcount-Weighted Mortality Tables (General, Teachers) with MP-2020 Generational Improvement Scale.

The long-term expected rate of return on OPEB plan investments was set based on the plan’s target investment allocation along with long-term return expectations by asset class. When there is sufficient historical evidence of market outperformance, historical average returns may be considered. The target allocation and best estimate of arithmetic real rates of return for each major asset class are summarized in the following table:

<u>Asset Class</u>	<u>Target Allocation</u>	<u>Long-Term Expected Real Rate of Return</u>
Domestic equity	-	-
Fixed income	95.00%	2.50%
Private equity	-	-
Real estate	-	-
Cash	5.00%	1.00%
Total	<u>100.00%</u>	<u>3.50%</u>

Benefit Changes:

- The remaining Administrators’ severance benefit of 50% of annual pay (maximum of \$60,000) has been moved from GASB 16 to GASB 75.
- The annual 403(b) matching contribution amounts increased for Confidential Administrative Support personnel.
- The Bus Drivers’ implicit life insurance amount increased from \$40,000 to \$50,000.

Assumption Changes:

- The health care trend rates, mortality tables, salary increase rates for non-teachers, and withdrawal rates were updated.
- The discount rate changed from 2.10% to 3.80%.

Discount Rate – The discount rate used to measure the total OPEB liability was 3.80%. Assets were projected using the expected benefit payments and the expected asset returns. Expected benefit payments by year were discounted using the expected asset return assumption for years in which the assets were sufficient to pay all benefit payments. Any remaining benefit payments after the trust fund is exhausted are discounted at the 20-year municipal bond rate. The equivalent single rate is the discount rate.

INDEPENDENT SCHOOL DISTRICT NO. 31
BEMIDJI, MINNESOTA
NOTES TO FINANCIAL STATEMENTS
YEAR ENDED JUNE 30, 2022

Changes in the Net OPEB Liability

Changes in the District's net OPEB liability were as follows:

	Total OPEB Liability (a)	Plan Fiduciary Net Position (b)	Net OPEB Liability (a) - (b)
Balance at June 30, 2021	\$ 9,546,030	\$ 1,682,128	\$ 7,863,902
Changes for the year:			
Service cost	493,324	-	493,324
Interest cost	203,610	-	203,610
Assumption Changes	(713,184)	-	(713,184)
Plan Changes	51,393	-	51,393
Differences between Expected and Actual Experience	(502,011)	(52,748)	(449,263)
Contributions - employer	-	303,972	(303,972)
Net investment income	-	40,371	(40,371)
Benefit payments	(690,903)	(690,903)	-
Administrative expenses	-	(250)	250
Net changes	(1,157,771)	(399,558)	(758,213)
Balance at June 30, 2022	\$ 8,388,259	\$ 1,282,570	\$ 7,105,689

Sensitivity of the Net OPEB Liability to Changes in the Discount Rate – The following presents the District's net OPEB liability, as well as what the District's net OPEB liability would be if it were calculated using a discount rate that is 1 percentage point lower (2.80%) or 1 percentage point higher (4.80%) than the current discount rate:

	1% Decrease (2.80%)	Discount Rate (3.80%)	1% Increase (4.80%)
Net OPEB liability	\$ 7,613,578	\$ 7,105,689	\$ 6,610,631

Sensitivity of the Net OPEB Liability to Changes in Healthcare Trend Rates – The following presents the District's net OPEB liability, as well as what the District's net OPEB liability would be if it were calculated using healthcare cost trend rates that are 1 percentage point lower (5.25% decreasing to 4% over 5 years, and then 3% over the next 48 years) or 1 percentage point higher (7.25% decreasing to 6% over 5 years, and then 5% over the next 48 years) than the current healthcare cost trend rates:

	1% Decrease (5.25% decreasing to 4% then 3%)	Healthcare Trend Rates (6.25% decreasing to 5% then 4%)	1% Increase (7.25% decreasing to 6% then 5%)
Net OPEB liability	\$ 6,453,114	\$ 7,105,689	\$ 7,878,040

INDEPENDENT SCHOOL DISTRICT NO. 31
BEMIDJI, MINNESOTA
NOTES TO FINANCIAL STATEMENTS
YEAR ENDED JUNE 30, 2022

OPEB Expense and Deferred Outflows of Resources and Deferred Inflows of Resources Related to OPEB

For the year ended June 30, 2022, the District recognized OPEB expense of \$426,997. At June 30, 2022, the District reported a deferred outflow of resources and deferred inflows of resources related to OPEB from the following:

	<u>Deferred Outflows of Resources</u>	<u>Deferred Inflows of Resources</u>
Difference between expected and actual experience	\$ 335,089	\$ 765,092
Change in actuarial assumptions	165,126	1,196,877
Difference between projected and actual investment earnings on OPEB plan assets	74,149	-
Total	<u>\$ 574,364</u>	<u>\$ 1,961,969</u>

Amounts reported as deferred outflows of resources will be recognized in OPEB expense as follows:

<u>Year ending June 30,</u>		
2023	\$	(292,464)
2024		(301,061)
2025		(301,591)
2026		(153,359)
2027		(181,396)
Thereafter		(157,734)

INDEPENDENT SCHOOL DISTRICT NO. 31
BEMIDJI, MINNESOTA
NOTES TO FINANCIAL STATEMENTS
YEAR ENDED JUNE 30, 2022

NOTE 8 – Long-Term Liabilities

A summary of changes in long-term liabilities is as follows:

	Beginning	Additions	Payments and	Ending	Current Amounts	
	Balance		Retirements	Balance	Principal	Interest
General Obligation Bonds:						
2015A G.O. School Building Bonds	\$ 33,680,000	\$ -	\$ 1,705,000	\$ 31,975,000	\$ 1,755,000	\$ 1,239,000
2018A OPEB Refunding Bonds	1,885,000	-	445,000	1,440,000	465,000	48,743
2022A G.O. Facilities Maintenance Bonds	-	2,300,000	-	2,300,000	-	74,430
Total General Obligation Bonds	35,565,000	2,300,000	2,150,000	35,715,000	2,220,000	1,362,173
Unamortized Bond Discounts	(6,717)	-	(1,874)	(4,843)	(1,874)	-
Unamortized Bond Premium	2,107,335	191,323	145,678	2,152,980	175,691	-
Total General Obligation Bonds, Net of Unamortized Bond Discounts/Premium	37,665,618	2,491,323	2,293,804	37,863,137	2,393,817	1,362,173
Finance Purchases						
Wells Fargo	385,527	-	88,807	296,720	93,676	14,803
John Deere Financial	31,713	-	31,713	-	-	-
Total Leases Liability	417,240	-	120,520	296,720	93,676	14,803
Compensated Absences Payable	294,746	-	-	294,746	-	-
Separation Benefits:						
Severance Payable	257,857	4,512	-	262,369	-	-
Total	\$ 38,635,461	\$ 2,495,835	\$ 2,414,324	\$ 38,716,972	\$ 2,487,493	\$ 1,376,976

General obligation bonds are comprised of the following individual issues at June 30, 2022:

\$36,280,000 General Obligation School Building Bonds, Series 2015A, issued on December 17, 2015, with interest rates ranging from 2.50% to 5.00%. Interest payments commence on October 1, 2016 and are due each April 1 and October 1 thereafter through year 2036. Principal payments commence on April 1, 2020 and each year thereafter through 2036 in the amounts ranging from \$980,000 to \$2,895,000.

\$2,725,000 General Obligation Taxable OPEB Bonds, Series 2018A, issued on November 14, 2018, with an interest rates ranging from 5.00% to 5.75%. Interest payments commence on August 1, 2019 and are due each February 1 and August 1 thereafter through year 2025. Principal payments commence on August 1, 2019 and are due annually through 2025.

\$2,300,000 General Obligation Facilities Maintenance Bonds, Series 2022A, issued on June 8, 2022, with an interest rate of 5.00%. Interest payments commence on February 1, 2023 and are due each February 1 and August 1 thereafter through year 2028. Principal payments commence on February 1, 2024 and are due annually through 2028.

INDEPENDENT SCHOOL DISTRICT NO. 31
BEMIDJI, MINNESOTA
NOTES TO FINANCIAL STATEMENTS
YEAR ENDED JUNE 30, 2022

The annual requirements to amortize the general obligation bonds at June 30, 2022 are as follows:

<u>Fiscal Year Ended</u>	<u>Bond Principal</u>	<u>Bond Interest</u>	<u>Total</u>
2023	\$ 2,220,000	\$ 1,362,173	\$ 3,582,173
2024	2,695,000	1,343,523	4,038,523
2025	2,825,000	1,216,452	4,041,452
2026	2,440,000	1,082,875	3,522,875
2027	2,560,000	960,875	3,520,875
2028-2032	12,055,000	3,439,375	15,494,375
2033-2036	10,920,000	1,055,700	11,975,700
Totals	<u>\$ 35,715,000</u>	<u>\$ 10,460,973</u>	<u>\$ 46,175,973</u>

General obligation bonds of the District are reflected in the district-wide financial statements and current requirements for principal and interest expenditures of the 2015A and 2022A bond issues are paid out of the debt service fund. The current requirements for principal and interest expenditures of the 2018A OPEB bond issues are accounted for in a separate debt service fund.

There are a number of limitations and restrictions contained in the various general obligation bond indentures. The District is in compliance with all significant limitations and restrictions and there were no authorized and un-issued bonds at June 30, 2022.

The District financed a building remodel for administrative space in Bemidji, Minnesota. On June 01, 2010 the District entered into an agreement with a bank for two payments annually for \$54,239.48 each with an interest rate of 5.41% maturing July 1, 2025.

The payments on the finance purchases are accounted for in the General Fund. The annual requirements to amortize at June 30, 2022 are as follows:

<u>Fiscal Year Ended</u>	<u>Principal</u>	<u>Interest</u>	<u>Total</u>
2023	\$ 93,676	\$ 14,803	\$ 108,479
2024	98,813	9,666	108,479
2025	104,231	4,248	108,479
Total	<u>\$ 296,720</u>	<u>\$ 28,717</u>	<u>\$ 325,437</u>

Compensated absences payable consist of wages and taxes accrued for vacation payable as of June 30, 2022. Vacation is accrued each year based on respective contracts.

Severance payable is the estimated accrued liability of the present value of benefits earned as of the June 30, 2022. The District engaged an actuary that provided an estimate of the accrued liability of present value benefits as of July 1, 2021. Estimated additions and subtractions from that estimate have occurred since that date.

INDEPENDENT SCHOOL DISTRICT NO. 31
BEMIDJI, MINNESOTA
NOTES TO FINANCIAL STATEMENTS
YEAR ENDED JUNE 30, 2022

NOTE 9 – Risk Management

The District is exposed to various risks of loss related to torts; theft of, damage to, or destruction of assets; errors or omissions; injuries to employees; and natural disaster. The District carries various commercial insurance policies covering workers' compensation personal property, commercial liability and automobile liability. There were no significant reductions in insurance from the previous year. The amount of settlements did not exceed insurance coverage for the past three fiscal years.

NOTE 10 – Commitments and Contingencies

The District participates in numerous State and Federal grant programs, which are governed by various rules and regulations of the grantor agencies. Costs charged to the respective grant programs are subject to audit and adjustment by the grantor agencies; therefore, to the extent that the District has not complied with the rules and regulations governing the grants, refunds of any money received may be required and the collection of any related receivable at June 30, 2022 may be impaired. In the opinion of the District, there are no significant contingent liabilities relating to compliance with the rules and regulations governing the respective grants; therefore, no provision has been recorded in the accompanying combined financial statements for such contingencies.

At June 30, 2022, the District had an uncompleted construction contract. The remaining commitment on this construction contract was \$2,471,500.

INDEPENDENT SCHOOL DISTRICT NO. 31
BEMIDJI, MINNESOTA
REQUIRED SUPPLEMENTARY INFORMATION
BUDGETARY COMPARISON SCHEDULE
GENERAL FUND
YEAR ENDED JUNE 30, 2022

	<u>Budgeted Amounts</u>		<u>Actual</u>	<u>Variance with Final Budget - Positive (Negative)</u>
	<u>Original</u>	<u>Final</u>		
<u>Revenues</u>				
Local Property Taxes	\$ 7,466,044	\$ 7,466,044	\$ 7,561,485	\$ 95,441
Other Local and County Revenues	1,898,350	2,046,600	2,081,867	35,267
Revenues from State Sources	55,029,685	54,109,919	54,278,831	168,912
Revenues from Federal Sources	6,730,851	8,524,610	7,404,063	(1,120,547)
Sales and Other Conversions of Assets	17,000	17,000	29,758	12,758
Investment Earnings	30,250	30,250	64,572	34,322
Total Revenues	71,172,180	72,194,423	71,420,576	(773,847)
<u>Expenditures</u>				
Current:				
Administration	2,683,382	2,822,173	2,737,627	84,546
District Support Services	1,797,730	1,883,057	1,707,474	175,583
Regular Instruction	29,000,877	27,085,021	28,152,455	(1,067,434)
Vocational Instruction	933,630	586,218	624,944	(38,726)
Special Education Instruction	18,756,455	18,017,067	16,769,065	1,248,002
Instructional Support Services	3,587,511	3,519,442	3,334,905	184,537
Pupil Support Services	7,032,674	7,065,958	7,253,999	(188,041)
Sites and Buildings	7,575,351	7,329,047	6,920,469	408,578
Fiscal and Other Fixed Costs	256,900	348,923	273,861	75,062
Debt Service:				
Principal Retirement	221,279	245,421	298,017	(52,596)
Interest and Fiscal Fees	24,000	24,000	19,672	4,328
Capital Outlay	3,445,274	3,010,086	1,081,218	1,928,868
Total Expenditures	75,315,063	71,936,413	69,173,706	2,762,707
<u>Excess of Revenues Over (Under)</u>				
<u>Expenditures</u>	(4,142,883)	258,010	2,246,870	1,988,860
<u>Other Financing Sources (Uses)</u>				
Proceeds from the Sale of Building	-	-	271,337	271,337
<u>Net Change in Fund Balance</u>	(4,142,883)	258,010	2,518,207	2,260,197
<u>Fund Balances, Beginning of Year</u>	11,755,898	11,755,898	11,755,898	-
<u>Fund Balances, End of Year</u>	\$ 7,613,015	\$ 12,013,908	\$ 14,274,105	\$ 2,260,197

See Accompanying Notes to the Required Supplementary Information.

INDEPENDENT SCHOOL DISTRICT NO. 31
BEMIDJI, MINNESOTA
REQUIRED SUPPLEMENTARY INFORMATION
SCHEDULE OF CHANGES IN THE DISTRICT'S
NET OPEB LIABILITY AND RELATED RATIOS
JUNE 30, 2022

	Last 10 Fiscal Years*					
	2022	2021	2020	2019	2018	2017
Total OPEB Liability						
Service Cost	\$ 493,324	\$ 676,511	\$ 628,554	\$ 583,440	\$ 540,758	\$ 591,706
Interest Cost	203,610	232,015	292,630	309,869	346,407	340,849
Assumption Changes	(713,184)	126,895	(725,403)	139,911	(352,541)	-
Plan Changes	51,393	60,000	-	-	(24,157)	-
Differences between Expected and Actual Experience	(502,011)	-	536,146	-	(892,792)	-
Contributions - employer	-	-	-	-	(360,974)	-
Benefit payments	(690,903)	(1,073,943)	(661,396)	(765,239)	(364,570)	(745,386)
Net change in total OPEB liability	(1,157,771)	21,478	70,531	267,981	(1,107,869)	187,169
Total OPEB liability - beginning	9,546,030	9,524,552	9,454,021	9,186,040	10,293,909	10,106,740
Total OPEB liability - ending (a)	<u>\$ 8,388,259</u>	<u>\$ 9,546,030</u>	<u>\$ 9,524,552</u>	<u>\$ 9,454,021</u>	<u>\$ 9,186,040</u>	<u>\$ 10,293,909</u>
Plan Fiduciary Net Position						
Contributions - employer	\$ 303,972	\$ 460,106	\$ 410,267	\$ 370,076	\$ -	\$ 374,023
Net investment income	40,371	54,683	59,349	68,227	20,227	51,943
Differences between Expected and Actual Experience	(52,748)	(37,162)	(2,657)	(42,982)	-	-
Benefit payments	(690,903)	(1,073,943)	(661,396)	(765,239)	(364,570)	(745,386)
Administrative Expense	(250)	-	-	-	-	-
Net change in plan fiduciary net position	(399,558)	(596,316)	(194,437)	(369,918)	(344,343)	(319,420)
Plan fiduciary net position - beginning	1,682,128	2,278,444	2,472,881	2,842,799	3,187,142	3,506,562
Plan fiduciary net position - ending (b)	<u>\$ 1,282,570</u>	<u>\$ 1,682,128</u>	<u>\$ 2,278,444</u>	<u>\$ 2,472,881</u>	<u>\$ 2,842,799</u>	<u>\$ 3,187,142</u>
District's net OPEB liability - ending (a) - (b)	<u>\$ 7,105,689</u>	<u>\$ 7,863,902</u>	<u>\$ 7,246,108</u>	<u>\$ 6,981,140</u>	<u>\$ 6,343,241</u>	<u>\$ 7,106,767</u>
Plan fiduciary net position as a percentage of the total OPEB liability	15.29%	17.62%	23.92%	26.16%	30.95%	30.96%
Covered payroll	\$ 44,123,960	\$ 44,722,087	\$ 43,419,502	\$ 40,266,239	\$ 39,093,436	\$ 36,946,282
District's net OPEB liability as a percentage of covered payroll	16.10%	17.58%	16.69%	17.34%	16.23%	19.24%

* - Schedule is intended to show a 10-year trend. Additional years will be reported as they become available.

See Accompanying Notes to the Required Supplementary Information.

INDEPENDENT SCHOOL DISTRICT NO. 31
BEMIDJI, MINNESOTA
REQUIRED SUPPLEMENTARY INFORMATION
SCHEDULE OF INVESTMENT RETURNS
JUNE 30, 2022

Last 10 Fiscal Years*

<u>For the year ending:</u>	<u>Annual money-weighted rate of return, net of investment expense</u>
June 30, 2022	-0.69%
June 30, 2021	0.84%
June 30, 2020	2.30%
June 30, 2019	0.90%
June 30, 2018	0.64%
June 30, 2017	2.40%

* - Schedule is intended to show a 10-year trend. Additional years will be reported as they become available.

See Accompanying Notes to the Required Supplementary Information.

INDEPENDENT SCHOOL DISTRICT NO. 31
BEMIDJI, MINNESOTA
REQUIRED SUPPLEMENTARY INFORMATION
SCHEDULE OF THE DISTRICT'S AND NON-EMPLOYER PROPORTIONATE SHARE
OF THE NET PENSION LIABILITY
JUNE 30, 2022

Last 10 Fiscal Years*

For Measurement Date Ended June 30:	District's Proportion of the Net Pension Liability (Asset)	District's Proportionate Share of the Net Pension Liability (Asset)	State's Proportionate Share of the Net Pension Liability (Asset) Associated with the District	Total	District's Covered Payroll	District's Proportionate Share of the Net Pension Liability (Asset) as a Percentage of its Covered Payroll	Plan Fiduciary Net Position as a Percentage of the Total Pension Liability
General Employees Fund:							
2021	0.2073%	\$ 8,852,639	\$ 270,303	\$ 9,122,942	\$ 14,923,178	61.13%	87.0%
2020	0.2161%	12,956,183	399,408	13,355,591	15,369,382	86.90%	79.1%
2019	0.2136%	11,809,466	366,984	12,176,450	15,079,330	80.75%	80.2%
2018	0.2079%	11,533,440	378,283	11,911,723	13,761,475	86.56%	79.5%
2017	0.2062%	13,163,672	165,536	13,329,208	13,165,946	101.24%	75.9%
2016	0.2023%	16,425,757	214,482	16,640,239	12,520,729	132.90%	68.9%
2015	0.2073%	10,743,362	-	10,743,362	12,190,581	88.13%	78.2%
2014	0.2237%	10,508,305	-	10,508,305	11,755,872	89.39%	78.7%
Correctional Fund:							
2021	0.0386%	(6,341)	-	(6,341)	85,323	-7.43%	101.6%
2020	0.0363%	9,850	-	9,850	79,030	12.46%	96.7%
2019	0.0404%	5,593	-	5,593	88,732	6.30%	98.2%
2018	0.0520%	8,552	-	8,552	109,863	7.78%	97.6%
2017	0.0600%	171,001	-	171,001	118,311	144.54%	67.9%
2016	0.0600%	219,188	-	219,188	114,425	191.56%	58.2%
2015	0.0600%	9,276	-	9,276	110,916	8.36%	96.9%
2014	0.0600%	4,526	-	4,526	104,783	4.32%	98.4%
TRA:							
2021	0.4997%	21,868,366	1,844,201	23,712,567	29,904,084	79.30%	86.6%
2020	0.5051%	37,317,465	3,127,147	40,444,612	29,347,403	137.81%	75.5%
2019	0.5088%	32,431,019	2,869,906	35,300,925	28,889,020	122.19%	78.2%
2018	0.4880%	30,648,949	2,879,479	33,528,428	26,960,076	124.36%	78.1%
2017	0.4935%	98,511,552	9,522,707	108,034,259	26,667,063	405.12%	51.6%
2016	0.4811%	114,753,829	11,518,510	126,272,339	25,062,546	503.83%	44.9%
2015	0.4951%	30,626,832	3,756,479	34,383,311	25,306,605	135.87%	76.8%
2014	0.5147%	23,717,005	1,668,434	25,385,439	23,537,046	107.85%	81.5%

* - Schedule is intended to show a 10-year trend. Additional years will be reported as they become available.

See Accompanying Notes to the Required Supplementary Information.

INDEPENDENT SCHOOL DISTRICT NO. 31
BEMIDJI, MINNESOTA
REQUIRED SUPPLEMENTARY INFORMATION
SCHEDULE OF DISTRICT'S CONTRIBUTIONS
JUNE 30, 2022

Last 10 Fiscal Years*

For Fiscal Year Ended June 30:	Statutorily Required Contribution	Contributions in Relation to the Statutorily Required Contributions	Contribution Deficiency (Excess)	District's Covered Payroll	Contributions as a Percentage of Covered Payroll
General Employees Fund:					
2022	\$ 1,102,764	\$ 1,102,764	-	\$ 14,705,656	7.50%
2021	1,112,732	1,112,732	-	14,923,178	7.46%
2020	1,159,817	1,159,817	-	15,369,382	7.55%
2019	1,126,436	1,126,436	-	15,079,330	7.47%
2018	1,063,178	1,063,178	-	13,761,475	7.73%
2017	1,006,222	1,006,222	-	13,165,946	7.64%
2016	948,966	948,966	-	12,520,729	7.58%
2015	915,520	915,520	-	12,190,581	7.51%
Correctional Fund:					
2022	6,894	6,894	-	78,786	8.75%
2021	7,466	7,466	-	85,323	8.75%
2020	6,915	6,915	-	79,030	8.75%
2019	9,228	9,228	-	88,732	10.40%
2018	10,046	10,046	-	109,863	9.14%
2017	10,042	10,042	-	118,311	8.49%
2016	10,039	10,039	-	114,425	8.77%
2015	9,738	9,738	-	110,916	8.78%
TRA:					
2022	2,484,112	2,484,112	-	29,853,284	8.32%
2021	2,431,049	2,431,049	-	29,904,084	8.13%
2020	2,343,299	2,343,299	-	29,347,403	7.98%
2019	2,228,665	2,228,665	-	28,889,020	7.71%
2018	2,046,622	2,046,622	-	26,960,076	7.59%
2017	1,995,673	1,995,673	-	26,667,063	7.48%
2016	1,863,414	1,863,414	-	25,062,546	7.44%
2015	1,884,490	1,884,490	-	25,306,605	7.45%

* - Schedule is intended to show a 10-year trend. Additional years will be reported as they become available.

See Accompanying Notes to the Required Supplementary Information.

INDEPENDENT SCHOOL DISTRICT NO. 31
BEMIDJI, MINNESOTA
NOTES TO THE REQUIRED SUPPLEMENTARY INFORMATION
JUNE 30, 2022

NOTE 1 – Budgetary Data

Budgets are prepared for District funds on the same basis and using the same accounting practices as are used to account and prepare financial reports for the funds. Budgets presented in this report for comparison to actual amounts in accordance with accounting principles generally accepted in the United States of America.

Legal Compliance – Budgets

- The Superintendent submits to the School Board a proposed operating budget for the fiscal year commencing the following July 1. The operating budget includes proposed expenditures and the means of financing them for all funds of the District. However, the General and Special Revenue Funds are the only funds that are legally adopted through the budgetary process as documented below.
- The budget is legally enacted through passage of a School Board resolution by July 1.
- The School Board may authorize transfer of budgeted amounts between funds.
- Formal budgetary integration is employed as a management control device during the year for the General and Special Revenue Funds. Formal budgetary integration is not employed for the Debt Service Fund because effective budgetary control is alternatively achieved through general obligation bond indenture provisions. Budgetary controls are not employed for the Fiduciary Funds.
- General and Special Revenue Funds expenditures may not legally exceed budgeted appropriations at the total fund level without School Board approval. Monitoring of budgets is maintained at the expenditure category level.

NOTE 2 – Pensions

TRA

2021 Changes

Changes in Actuarial Assumptions

The investment return assumption was changed from 7.50% to 7.00%.

2020 Changes

Changes in Actuarial Assumptions

Assumed termination rates were changed to more closely reflect actual experience.

The pre-retirement mortality assumption was changed to the RP-2014 white collar employee table, male rates set back 5 years and female rates set back 7 years.

INDEPENDENT SCHOOL DISTRICT NO. 31
BEMIDJI, MINNESOTA
NOTES TO THE REQUIRED SUPPLEMENTARY INFORMATION
JUNE 30, 2022

Generational projection uses the MP-2015 scale. Assumed form of annuity election proportions were changed to more closely reflect actual experience for female retirees.

The employer contribution rate is increased each July 1 over the next 4 years, (8.13% in 2020, 8.34% in 2021, 8.55% in 2022, and 8.75% in 2023). In addition, the employee contribution rate will increase from 7.5% to 7.75% on July 1, 2023. The state provides funding for the higher employer contribution rate through an adjustment in the school aid formula.

2019 Changes

There have been no changes since the previous valuation.

2018 Changes

Changes in Actuarial Assumptions

The COLA was reduced from 2.0% each January 1 to 1.0%, effective January 1, 2019. Beginning January 1, 2024, the COLA will increase 0.1% each year until reaching the ultimate rate of 1.5% in January 1, 2028.

Beginning July 1, 2024, eligibility for the first COLA changes to normal retirement age (age 65 to 66, depending on date of birth). However, members who retire under Rule of 90 and members who are at least age 62 with 30 years of service credit are exempt.

The COLA trigger provision, which would have increased the COLA to 2.5% if the funded ratio was at least 90% for two consecutive years, was eliminated.

Augmentation in the early retirement reduction factors is phased out over a 5-year period beginning July 1, 2019 and ending June 30, 2024 (this reduces early retirement benefits). Members who retire and are at least age 62 with 30 years of service are exempt.

Augmentation on deferred benefits will be reduced to 0% beginning July 1, 2019. Interest payable on refunds to members was reduced from 4.0% to 3.0%, effective July 1, 2018. Interest due on payments and purchases from members, employers is reduced from 8.5% to 7.5%, effective July 1, 2018.

The employer contribution rate is increased each July 1 over the next 6 years, (7.71% in 2018, 7.92% in 2019, 8.13% in 2020, 8.34% in 2021, 8.55% in 2022, and 8.75% in 2023). In addition, the employee contribution rate will increase from 7.50% to 7.75% on July 1, 2023. The state provides funding for the higher employer contribution rate through an adjustment in the school aid formula.

2017 Changes

Changes in Actuarial Assumptions

The cost of living adjustment (COLA) was assumed to increase from 2.0% annually to 2.5% annually on July 1, 2045.

The COLA was not assumed to increase to 2.5%, but remain at 2.0% for all future years.

INDEPENDENT SCHOOL DISTRICT NO. 31
BEMIDJI, MINNESOTA
NOTES TO THE REQUIRED SUPPLEMENTARY INFORMATION
JUNE 30, 2022

Adjustments were made to the combined service annuity loads. The activity load was reduced from 1.4% to 0.0%, the vested inactive load increased from 4.0% to 7.0% and the non-vested inactive load increased from 4.0% to 9.0%.

The investment return assumption was changed from 8.0% to 7.5%.

The price inflation assumption was lowered from 2.75% to 2.50%.

The payroll growth assumption was lowered from 3.5% to 3.0%.

The general wage growth assumption was lowered from 3.50% to 2.85% for ten years followed by 3.25% thereafter.

The salary increase assumption was adjusted to reflect the changes in the general wage growth assumption.

2016 Changes

Changes in Actuarial Assumptions

The Discount rate decreased from 8.00% to 4.66%.

The COLA was not assumed to increase for funding or the GASB calculation. It remained at 2% for all future years.

The price inflation assumption was lowered from 3% to 2.75%.

The general wage growth and payroll growth assumptions were lowered from 3.75% to 3.5%.

The merit scale of the salary increase assumption changed from 3.5-12% to 3.5-9.5%.

The pre-retirement mortality assumption was changed to the RP 2014 white collar employee table, male rates set back six years and female rates set back five years. Generational projection uses the MP 2015 scale.

The post-retirement mortality assumption was changed to the RP 2014 white collar annuitant table, male rates set back three years and female rates set back three years, with further adjustments of the rates. Generational projection uses the MP 2015 scale.

The post-disability mortality assumption was changed to the RP 2014 disabled retiree mortality table, without adjustment.

Separate retirement assumptions for members hired before or after July 1, 1989, were created to better reflect each group's behavior in light of different requirements for retirement eligibility.

Assumed termination rates were changed to be based solely on years of service in order to better fit the observed experience.

INDEPENDENT SCHOOL DISTRICT NO. 31
BEMIDJI, MINNESOTA
NOTES TO THE REQUIRED SUPPLEMENTARY INFORMATION
JUNE 30, 2022

Adjustment and simplification of the assumption regarding the election of optional form of annuity payment at retirement were made.

2015 Changes

Changes in Plan Provisions

The Duluth Teachers Retirement Fund Association was merged into TRA on June 30, 2015.

Changes in Actuarial Assumptions

The annual COLA for the June 30, 2015, valuation assumed 2.0%. The prior year valuation used 2.0% with an increase to 2.5% commencing in 2034. The discount rate used to measure the total pension liability was 8.0%. This is a decrease from the discount rate at the prior measurement date of 8.25%. Details, if necessary, can be obtained from the TRA CAFR.

PERA – General Employees Fund

2021 Changes

Changes in Actuarial Assumptions

The investment return and single discount rates were changed from 7.50% to 6.50%, for financial reporting purposes.

The mortality improvement scale was changed from Scale MP-2019 to Scale MP-2020.

Changes in Plan Provisions

There were no changes in plan provisions since the previous valuation.

2020 Changes

Changes in Actuarial Assumptions

The price inflation assumption was decreased from 2.50% to 2.25%.

The payroll growth assumption was decreased from 3.25% to 3.00%.

Assumed salary increase rates were changed as recommended in the June 30, 2019 experience study. The net effect is assumed rates that average 0.25% less than previous rates.

Assumed rates of retirement were changed as recommended in the June 30, 2019 experience study. The changes result in more unreduced (normal) retirements and slightly fewer Rule of 90 and early retirements.

Assumed rates of termination were changed as recommended in the June 30, 2019 experience study. The new rates are based on service and are generally lower than the previous rates for years 2-5 and slightly higher thereafter.

INDEPENDENT SCHOOL DISTRICT NO. 31
BEMIDJI, MINNESOTA
NOTES TO THE REQUIRED SUPPLEMENTARY INFORMATION
JUNE 30, 2022

Assumed rates of disability were changed as recommended in the June 30, 2019 experience study. The change results in fewer predicted disability retirements for males and females.

The base mortality table for healthy annuitants and employees was changed from the RP-2014 table to the Pub-2010 General Mortality table, with adjustments. The base mortality table for disabled annuitants was changed from the RP-2014 disabled annuitant mortality table to the PUB-2010 General/Teacher disabled annuitant mortality table, with adjustments.

The mortality improvement scale was changed from Scale MP-2018 to Scale MP-2019.

The assumed spouse age difference was changed from two years older for females to one year older.

The assumed number of married male new retirees electing the 100% Joint & Survivor option changed from 35% to 45%. The assumed number of married female new retirees electing the 100% Joint & Survivor option changed from 15% to 30%. The corresponding number of married new retirees electing the Life annuity option was adjusted accordingly.

Changes in Plan Provisions

Augmentation for current privatized members was reduced to 2.0% for the period July 1, 2020 through December 31, 2023 and 0.0% after. Augmentation was eliminated for privatizations occurring after June 30, 2020.

2019 Changes

Changes in Actuarial Assumptions

The mortality projection scale was changed from MP-2017 to MP-2018.

Changes in Plan Provisions

The employer supplemental contribution was changed prospectively, decreasing from \$31.0 million to \$21.0 million per year. The State's special funding contribution was changed prospectively, requiring \$16.0 million due per year through 2031.

2018 Changes

Changes in Actuarial Assumptions

The mortality projection scale was changed from MP-2015 to MP-2017.

The assumed benefit increase was changed from 1.00% per year through 2044 and 2.50% per year thereafter to 1.25% per year.

Changes in Plan Provisions

The augmentation adjustment in early retirement factors is eliminated over a 5-year period starting July 1, 2019, resulting in actuarial equivalence after June 30, 2024.

Interest credited on member contributions decreased from 4.0% to 3.0%, beginning July 1, 2018.

INDEPENDENT SCHOOL DISTRICT NO. 31
BEMIDJI, MINNESOTA
NOTES TO THE REQUIRED SUPPLEMENTARY INFORMATION
JUNE 30, 2022

Deferred augmentation was changed to 0.00%, effective January 1, 2019. Augmentation that has already accrued for deferred members will still apply.

Contribution stabilizer provisions were repealed.

Post-retirement benefit increases were changed from 1.0% per year with a provision to increase 2.5% upon attainment of 90% funding ratio to 50% of the Social Security Cost of Living Adjustment, not less than 1.0% and not more than 1.5%, beginning January 1, 2019.

For retirements on or after January 1, 2014, the first benefit increase is delayed until the retiree reaches normal retirement age. Does not apply to Rule of 90 retirees, disability benefit recipients, or survivors.

Actuarial equivalent factors were updated to reflect revised mortality and interest assumptions.

2017 Changes

Changes in Actuarial Assumptions

The Combined Service Annuity (CSA) loads were changed from 0.8% for active members and 60% for vested and non-vested deferred members. The revised CSA loads are now 0.0% for active member liability, 15.0% for vested deferred member liability, and 3.0% for non-vested deferred member liability.

The assumed post-retirement benefit increase rate was changed from 1.0% per year for all years to 1.0% per year through 2044 and 2.5% per year thereafter.

2016 Changes

Changes in Actuarial Assumptions

The assumed post-retirement benefit increase rate was changed from 1.0% per year through 2035 and 2.5% per year thereafter to 1.0% per year for all future years.

The assumed investment return was changed from 7.9% to 7.5%. The single discount rate was changed from 7.9% to 7.5%.

Other assumptions were changed pursuant to the experience study dated June 30, 2015. The assumed future salary increases, payroll growth, the inflation was decreased by 0.25% to 3.25% for payroll growth and 2.5% for inflation.

2015 Changes

Changes in Plan Provisions

On January 1, 2015, the Minneapolis Employees Retirement Fund was merged into the General Employees Fund, which increased the total pension liability by \$1.1 billion and increased the fiduciary plan net position by \$892 million. Upon consolidation, state and employer contributions were revised.

INDEPENDENT SCHOOL DISTRICT NO. 31
BEMIDJI, MINNESOTA
NOTES TO THE REQUIRED SUPPLEMENTARY INFORMATION
JUNE 30, 2022

Changes in Actuarial Assumptions

The assumed post-retirement benefit increase rate was changed from 1.0% per year through 2030 and 2.5% per year thereafter to 1.0% per year through 2035 and 2.5 per year thereafter.

PERA – Correctional Fund

2021 Changes

Changes in Actuarial Assumptions

The investment return and single discount rates were changed from 7.50% to 6.50%, for financial reporting purposes.

The inflation assumption was changed from 2.50% to 2.25%.

The payroll growth assumption was changed from 3.25% to 3.00%.

The base mortality table for healthy annuitants and employees was changed from the RP-2014 table to the Pub-2010 Public Safety Mortality table. The mortality improvement scale was changed from MP-2019 to MN-2020.

The base mortality table for disabled annuitants was changed from the RP-2014 healthy annuitant mortality table (with future mortality improvement according to Scale MP-2019) to the Pub-2010 Public Safety disabled annuitant mortality table (with future mortality improvement according to Scale MP-2020).

Assumed rates of salary increase were modified as recommended in the July 10, 2020 experience study. The overall impact is a decrease in gross salary increase rates.

Assumed rates of retirement were changed as recommended in the July 10, 2020 experience study. The changes result in slightly more unreduced retirements and fewer assumed early retirements.

Assumed rates of withdrawal were changed as recommended in the July 10, 2020 experience study. The new rates predict more terminations, both in the three-year select period (based on service) and the ultimate rates (based on age).

Assumed rates of disability lowered.

Assumed percent married for active members was lowered from 85% to 75%.

Minor changes to form of payment assumptions were applied.

2020 Changes

Changes in Actuarial Assumptions

The mortality projection scale was changed from MP-2018 to MP-2019.

INDEPENDENT SCHOOL DISTRICT NO. 31
BEMIDJI, MINNESOTA
NOTES TO THE REQUIRED SUPPLEMENTARY INFORMATION
JUNE 30, 2022

2019 Changes

Changes in Actuarial Assumptions

The mortality projection scale was changed from MP-2017 to MP-2018.

2018 Changes

Changes in Actuarial Assumptions

The Single Discount Rate was changed from 5.96% per annum to 7.50% per annum.

The mortality projection scale was changed from MP-2016 to MP-2017.

The assumed post-retirement benefit increase was changed from 2.50% per year to 2.00% per year.

Changes in Plan Provisions

The augmentation adjustment in early retirement factors is eliminated over a 5-year period starting July 1, 2019, resulting in actuarial equivalence after June 30, 2024.

Interest credited on member contributions decreased from 4.0% to 3.0%, beginning July 1, 2018.

Deferred augmentation was changed to 0.00%, effective January 1, 2019. Augmentation that has already accrued for deferred members will still apply.

Post-retirement benefit increases were changed from 2.5% per year with a provision to reduce to 1.0% if the funding status declines to a certain level, to 100% of the Social Security Cost of Living Adjustment, not less than 1.0% and not more than 2.5%, beginning January 1, 2019. If the funding status declines to 85% for two consecutive years or 80% for one year, the maximum increase will be lowered to 1.5%.

Actuarial equivalent factors were updated to reflect revised mortality and interest assumptions.

2017 Changes

Changes in Actuarial Assumptions

The base mortality table for healthy annuitants was changed from RP-2000 fully generational table to the RP-2014 fully generational table (with a base year of 2006), with male rates adjusted by a factor of 0.96. The mortality improvement scale was changed from Scale AA to Scale MP-2016, and is applied to healthy and disabled members. The base mortality table for disabled annuitants was changed from the RP-2000 disabled mortality table to the RP-2014 disabled annuitant mortality table (with future mortality improvement according to MP-2016).

The Combined Service Annuity (CSA) load was 30% for vested and non-vested, deferred members.

The CSA has been changed to 35% for vested members and 1% for non-vested members.

The Single Discount Rate was changed from 5.31% per annum to 5.96% per annum.

INDEPENDENT SCHOOL DISTRICT NO. 31
BEMIDJI, MINNESOTA
NOTES TO THE REQUIRED SUPPLEMENTARY INFORMATION
JUNE 30, 2022

2016 Changes

Changes in Assumptions

The assumed investment return was changed from 7.9% to 7.5%. The single discount rate was changed from 7.9% to 5.31%.

The assumed future salary increases, payroll growth, the inflation was decreased by 0.25% to 3.25% for payroll growth and 2.5% for inflation.

Note 3 – Other Postemployment Benefits

2022 Changes

Benefit Changes

The remaining Administrators' severance benefit of 50% of annual pay (maximum of \$60,000) has been moved from GASB 16 to GASB 75.

The annual 403(b) matching contribution amounts increased for Confidential Administrative Support personnel.

The Bus Drivers' implicit life insurance amount increased from \$40,000 to \$50,000.

Changes in Actuarial Assumptions

Discount rate decreased from 2.10% to 3.80%.

The health care trend rates, mortality tables, salary increase rates for non-teachers, and withdrawal rates were updated.

2021 Changes

Benefit Changes

The Administrators' benefit of 50% of annual pay (maximum \$60,000) is paid as a lump sum to a Health Care Savings Plan (HCSP). One Administrator received payment of this benefit during 2020/2021. We previously included this liability under GASB 16 but have included the \$60,000 payment under GASB 75 since payments to Health Care Savings Plans are covered under GASB 75.

Changes in Actuarial Assumptions

Discount Rate decreased from 2.40% to 2.10%

INDEPENDENT SCHOOL DISTRICT NO. 31
BEMIDJI, MINNESOTA
NOTES TO THE REQUIRED SUPPLEMENTARY INFORMATION
JUNE 30, 2022

2020 Changes

Benefit Changes

The Superintendent's post-employment subsidized benefit was changed from full family medical coverage to the same medical subsidy as when actively employed, with the amount frozen at retirement. Since the Superintendent will not be eligible for this benefit until after the date he is eligible for Medicare, this change did not impact liability.

The maximum 403(b) matching contribution increased from \$35,000 to \$40,000 for Teachers. This change did not impact the liability since the maximum post-employment subsidy is still \$35,000.

Changes in Actuarial Assumptions

Discount rate decreased from 3.00% to 2.40%.

The health care trend rates, mortality tables, salary rate increases, and retiree plan participation percentages were updated.

2019 Changes

Changes in Actuarial Assumptions

Discount rate decreased from 3.30% to 3.00%.

2018 Changes

Benefit Changes

Life insurance amounts increased from \$200,000 to \$300,000 for Administrators, from \$200,000 to \$250,000 for Principals, and from \$100,000 to \$200,000 for Support Staff.

The 403(b) annual matching contributions increased from \$2,000 to \$5,000 for Teachers with 30 or more years of service.

The Confidential Administrative Support post-employment subsidy of \$500 per year of service, for employees with at least 30 years of service, is now paid to a Health Care Savings Plan (instead of cash) so this benefit is reflected under this GASB Statement No. 74/75 valuation instead of the GASB Statement No. 16 valuation.

The Administrators' medical post-employment subsidy is now limited to the board contribution. Since the board contribution currently covers the full blended medical premiums, this change does not impact the liabilities as of the valuation date.

Changes in Actuarial Assumptions

The health care trend rates and mortality tables were updated.

The percentage of future retirees who are expected to stay on one of the District's medical plans post-employment was reduced from 100% to 75% for teachers hired before January 1, 1999 who elected

INDEPENDENT SCHOOL DISTRICT NO. 31
BEMIDJI, MINNESOTA
NOTES TO THE REQUIRED SUPPLEMENTARY INFORMATION
JUNE 30, 2022

option two. We also reduced the percentage of their spouses who are expected to continue medical coverage from 100% to 75%.

The percentage of future teachers expected to elect post-employment life insurance coverage was reduced from 75% to 50%. We also assumed teachers will elect \$100,000 life insurance coverage after retirement.

The discount rate was changed from 3.30% to 3.00%.

2017 Changes

Changes in Actuarial Assumptions

The health care trend rates were changed to better anticipate short term and long term medical increases.

The mortality tables were updated from RP-2014 White Collar Mortality Tables with MP-2015 Generational Improvement Scale to the RP-2014 White Collar Mortality Tables with MP-2016 Generational Improvement Scale.

The percentage of future retirees who are expected to stay on one of the District's medical plans post-employment was reduced from 100% to 75% for teachers hired before January 1, 1999 who elected option two. We also reduced the percentage of their spouses who are expected to continue medical coverage from 100% to 25%.

The percentage of future teachers expected to elect post-employment life insurance coverage was reduced from 75% to 50%. We also assumed teachers will elect \$100,000 life insurance coverage after retirement.

2015 Changes

Changes in Actuarial Assumptions

The discount rate was changed from 3.00% to 3.30%.

Method Change

The actuarial cost method was changed from projected unit credit to entry age as prescribed by GASB Statement No. 74/75.

Schedule of District Contributions

The District has not established a contribution requirement or policy as of June 30, 2022 and, therefore, no actuarially determined contribution has been calculated. As a result, a Schedule of District Contributions is not presented.

INDEPENDENT SCHOOL DISTRICT NO. 31
BEMIDJI, MINNESOTA
COMBINING BALANCE SHEET
NONMAJOR GOVERNMENTAL FUNDS
JUNE 30, 2022

	<u>Special Revenue Funds</u>				<u>Totals</u>
	<u>Food Service</u>	<u>Community Service</u>	<u>Building Construction</u>	<u>OPEB Debt Service</u>	
<u>ASSETS</u>					
Cash and Investments	\$ 886,220	\$ 1,620,645	\$ -	\$ 399,225	\$ 2,906,090
Cash with Fiscal Agent	-	-	2,430,069	-	2,430,069
Property Taxes Receivable	-	190,525	-	250,545	441,070
Due from Other Governmental Units	103,653	92,645	-	279	196,577
Other Accounts Receivable	-	2,140	-	-	2,140
Inventories	25,328	-	-	-	25,328
Total Assets	\$ 1,015,201	\$ 1,905,955	\$ 2,430,069	\$ 650,049	\$ 6,001,274
<u>LIABILITIES, DEFERRED INFLOWS OF RESOURCES AND FUND BALANCE</u>					
<u>Liabilities</u>					
Salaries and Wages Payable	\$ 148,523	\$ 124,182	\$ -	\$ -	\$ 272,705
Accounts Payable	13,117	2,870	415,000	-	430,987
Payroll Deductions and Employer Contributions	21,145	16,943	-	-	38,088
Unearned Revenue	47,957	3,908	-	-	51,865
Total Liabilities	230,742	147,903	415,000	-	793,645
<u>Deferred Inflows of Resources</u>					
Unavailable Revenue - Delinquent Taxes	-	3,425	-	4,088	7,513
Property Taxes Levied for Subsequent Years' Expenditures	-	409,400	-	539,281	948,681
Total Deferred Inflows of Resources	-	412,825	-	543,369	956,194
<u>Fund Balance</u>					
Nonspendable	25,328	-	-	-	25,328
Restricted for:					
Community Education	-	455,180	-	-	455,180
Early Childhood and Family Education	-	594,965	-	-	594,965
School Readiness	-	115,515	-	-	115,515
Adult Basic Education	-	8,009	-	-	8,009
Food Service	759,131	-	-	-	759,131
Community Service	-	171,558	-	-	171,558
Building Construction	-	-	2,015,069	-	2,015,069
OPEB Debt Service	-	-	-	106,680	106,680
Total Fund Balance	784,459	1,345,227	2,015,069	106,680	4,251,435
Total Liabilities, Deferred Inflows of Resources and Fund Balance	\$ 1,015,201	\$ 1,905,955	\$ 2,430,069	\$ 650,049	\$ 6,001,274

INDEPENDENT SCHOOL DISTRICT NO. 31
BEMIDJI, MINNESOTA
COMBINING STATEMENT OF REVENUES, EXPENDITURES,
AND CHANGES IN FUND BALANCES
NONMAJOR GOVERNMENTAL FUNDS
YEAR ENDED JUNE 30, 2022

	<u>Special Revenue Funds</u>				<u>Totals</u>
	<u>Food Service</u>	<u>Community Service</u>	<u>Building Construction</u>	<u>OPEB Debt Service</u>	
<u>Revenues</u>					
Local Property Taxes	\$ -	\$ 399,315	\$ -	\$ 456,643	\$ 855,958
Other Local and County Revenues	1,520	1,096,636	-	-	1,098,156
Revenues from State Sources	122,241	863,223	-	2,792	988,256
Revenues from Federal Sources	4,046,193	139,746	-	-	4,185,939
Sales and Other Conversions of Assets	411,318	-	-	-	411,318
Investment Earnings	-	7,271	5,307	-	12,578
Total Revenues	4,581,272	2,506,191	5,307	459,435	7,552,205
<u>Expenditures</u>					
Current:					
Community Education and Services	-	2,104,238	-	-	2,104,238
Pupil Support Services	3,842,820	30,619	-	-	3,873,439
Debt Service:					
Principal Retirement	-	5,364	-	445,000	450,364
Interest and Fiscal Fees	-	-	-	62,982	62,982
Capital Outlay	-	2,080	511,457	-	513,537
Total Expenditures	3,842,820	2,142,301	511,457	507,982	7,004,560
<u>Excess of Revenues Over (Under) Expenditures</u>	738,452	363,890	(506,150)	(48,547)	547,645
<u>Other Financing Sources (Uses)</u>					
Proceeds from Sale of Bonds	-	-	2,491,323	-	2,491,323
<u>Net Change in Fund Balance</u>	738,452	363,890	1,985,173	(48,547)	3,038,968
<u>Fund Balances, Beginning of Year</u>	46,007	981,337	29,896	155,227	1,212,467
<u>Fund Balances, End of Year</u>	\$ 784,459	\$ 1,345,227	\$ 2,015,069	\$ 106,680	\$ 4,251,435

FISCAL COMPLIANCE REPORT - 6/30/2022
District: BEMIDJI (0031-01)

	Audit	UFARS	Audit (-) UFARS		Audit	UFARS	Audit (-) UFARS
01 GENERAL FUND							
Total Revenue	\$ 71,420,576	\$ 71,420,575	\$ 1		\$ 5,307	\$ 5,308	\$ (1)
Total Expenditures	\$ 69,173,706	\$ 69,173,706	\$ -		\$ 511,457	\$ 511,457	\$ -
Non Spendable:							
4.60 Non Spendable Fund Balance	\$ 412,940	\$ 412,940	\$ -		\$ -	\$ -	\$ -
Restricted/Reserved:							
4.01 Student Activities	\$ 331,161	\$ 331,161	\$ -		\$ -	\$ -	\$ -
4.02 Scholarships	\$ -	\$ -	\$ -		\$ -	\$ -	\$ -
4.03 Staff Development	\$ 304,083	\$ 304,083	\$ -		\$ -	\$ -	\$ -
4.07 Capital Projects Levy	\$ -	\$ -	\$ -		\$ -	\$ -	\$ -
4.08 Cooperative Revenue	\$ -	\$ -	\$ -		\$ -	\$ -	\$ -
4.13 Project Funded by COP	\$ -	\$ -	\$ -		\$ -	\$ -	\$ -
4.14 Operating Debt	\$ -	\$ -	\$ -		\$ -	\$ -	\$ -
4.16 Levy Reduction	\$ -	\$ -	\$ -		\$ -	\$ -	\$ -
4.17 Taconite Building Maint	\$ -	\$ -	\$ -		\$ -	\$ -	\$ -
4.24 Operating Capital	\$ 5,088,248	\$ 5,088,248	\$ -		\$ -	\$ -	\$ -
4.26 \$25 Taconite	\$ -	\$ -	\$ -		\$ -	\$ -	\$ -
4.27 Disabled Accessibility	\$ -	\$ -	\$ -		\$ -	\$ -	\$ -
4.28 Learning & Development	\$ -	\$ -	\$ -		\$ -	\$ -	\$ -
4.34 Area Learning Center	\$ -	\$ -	\$ -		\$ -	\$ -	\$ -
4.35 Contracted Alt. Programs	\$ -	\$ -	\$ -		\$ -	\$ -	\$ -
4.36 State Approved Alt. Program	\$ -	\$ -	\$ -		\$ -	\$ -	\$ -
4.38 Gifted & Talented	\$ -	\$ -	\$ -		\$ -	\$ -	\$ -
4.40 Teacher Development and Eval	\$ -	\$ -	\$ -		\$ -	\$ -	\$ -
4.41 Basic Skills Program	\$ -	\$ -	\$ -		\$ -	\$ -	\$ -
4.48 Achievement and Integration	\$ -	\$ -	\$ -		\$ -	\$ -	\$ -
4.49 Safe Schools Crime - Crime Levy	\$ 462,556	\$ 462,556	\$ -		\$ -	\$ -	\$ -
4.51 QZAB Payments	\$ -	\$ -	\$ -		\$ -	\$ -	\$ -
4.52 OPEB Liab Not in Trust	\$ -	\$ -	\$ -		\$ -	\$ -	\$ -
4.53 Unfunded Sev & Retirement Levy	\$ -	\$ -	\$ -		\$ -	\$ -	\$ -
4.59 Basic Skills Extended Time	\$ -	\$ -	\$ -		\$ -	\$ -	\$ -
4.67 LTFM	\$ 1,181,140	\$ 1,181,140	\$ -		\$ -	\$ -	\$ -
4.72 Medical Assistance	\$ 2,126	\$ 2,126	\$ -		\$ -	\$ -	\$ -
4.73 PPP Loan	\$ -	\$ -	\$ -		\$ -	\$ -	\$ -
4.74 EIDL Loan	\$ -	\$ -	\$ -		\$ -	\$ -	\$ -
Restricted:							
4.64 Restricted Fund Balance	\$ 115,188	\$ 115,188	\$ -		\$ -	\$ -	\$ -
4.75 Title VII Impact Aid	\$ -	\$ -	\$ -		\$ -	\$ -	\$ -
4.76 Payment in Lieu of Taxes	\$ -	\$ -	\$ -		\$ -	\$ -	\$ -
Committed:							
4.18 Committed for Separation	\$ 577,793	\$ 577,793	\$ -		\$ -	\$ -	\$ -
4.61 Committed Fund Balance	\$ -	\$ -	\$ -		\$ -	\$ -	\$ -
Assigned:							
4.62 Assigned Fund Balance	\$ 1,200,000	\$ 1,200,000	\$ -		\$ -	\$ -	\$ -
Unassigned:							
4.22 Unassigned Fund Balance	\$ 4,598,870	\$ 4,598,869	\$ 1		\$ -	\$ -	\$ -
02 FOOD SERVICES							
Total Revenue	\$ 4,581,272	\$ 4,581,273	\$ (1)		\$ -	\$ -	\$ -
Total Expenditures	\$ 3,842,820	\$ 3,842,821	\$ (1)		\$ -	\$ -	\$ -
Non Spendable:							
4.60 Non Spendable Fund Balance	\$ 25,328	\$ 25,328	\$ -		\$ -	\$ -	\$ -
Restricted/Reserved:							
4.52 OPEB Liab Not in Trust	\$ -	\$ -	\$ -		\$ -	\$ -	\$ -
4.74 EIDL Loan	\$ -	\$ -	\$ -		\$ -	\$ -	\$ -
Restricted:							
4.64 Restricted Fund Balance	\$ 759,131	\$ 759,131	\$ -		\$ -	\$ -	\$ -
Unassigned:							
4.63 Unassigned Fund Balance	\$ -	\$ -	\$ -		\$ -	\$ -	\$ -
04 COMMUNITY SERVICE							
Total Revenue	\$ 2,506,191	\$ 2,506,187	\$ 4		\$ 459,435	\$ 459,435	\$ -
Total Expenditures	\$ 2,142,301	\$ 2,142,296	\$ 5		\$ 507,982	\$ 507,983	\$ (1)
Non Spendable:							
4.60 Non Spendable Fund Balance	\$ -	\$ -	\$ -		\$ -	\$ -	\$ -
Restricted/Reserved:							
4.26 \$25 Taconite	\$ -	\$ -	\$ -		\$ -	\$ -	\$ -
4.31 Community Education	\$ 455,180	\$ 455,180	\$ -		\$ -	\$ -	\$ -
4.32 E.C.F.E.	\$ 594,965	\$ 594,965	\$ -		\$ -	\$ -	\$ -
4.40 Teacher Development and Eval	\$ -	\$ -	\$ -		\$ -	\$ -	\$ -
4.44 School Readiness	\$ 115,515	\$ 115,515	\$ -		\$ -	\$ -	\$ -
4.47 Adult Basic Education	\$ 8,009	\$ 8,009	\$ -		\$ -	\$ -	\$ -
4.52 OPEB Liab Not in Trust	\$ -	\$ -	\$ -		\$ -	\$ -	\$ -
4.73 PPP Loan	\$ -	\$ -	\$ -		\$ -	\$ -	\$ -
4.74 EIDL Loan	\$ -	\$ -	\$ -		\$ -	\$ -	\$ -
Restricted:							
4.64 Restricted Fund Balance	\$ 171,558	\$ 171,558	\$ -		\$ -	\$ -	\$ -
Unassigned:							
4.63 Unassigned Fund Balance	\$ -	\$ -	\$ -		\$ -	\$ -	\$ -
06 BUILDING CONSTRUCTION							
Total Revenue	\$ 5,307	\$ 5,308	\$ (1)		\$ 3,016,643	\$ 3,016,642	\$ 1
Total Expenditures	\$ 511,457	\$ 511,457	\$ -		\$ 2,998,200	\$ 2,998,200	\$ -
Non Spendable:							
4.60 Non Spendable Fund Balance	\$ -	\$ -	\$ -		\$ -	\$ -	\$ -
Restricted/Reserved:							
4.07 Capital Projects Levy	\$ -	\$ -	\$ -		\$ -	\$ -	\$ -
4.13 Project Funded by COP	\$ -	\$ -	\$ -		\$ -	\$ -	\$ -
4.67 LTFM	\$ -	\$ -	\$ -		\$ -	\$ -	\$ -
Restricted:							
4.64 Restricted Fund Balance	\$ 2,015,069	\$ 2,015,070	\$ (1)		\$ 955,711	\$ 955,710	\$ 1
Unassigned:							
4.63 Unassigned Fund Balance	\$ -	\$ -	\$ -		\$ -	\$ -	\$ -
07 DEBT SERVICE							
Total Revenue	\$ 3,016,643	\$ 3,016,642	\$ 1		\$ -	\$ -	\$ -
Total Expenditures	\$ 2,998,200	\$ 2,998,200	\$ -		\$ -	\$ -	\$ -
Non Spendable:							
4.60 Non Spendable Fund Balance	\$ -	\$ -	\$ -		\$ -	\$ -	\$ -
Restricted/Reserved:							
4.25 Bond Refundings	\$ -	\$ -	\$ -		\$ -	\$ -	\$ -
4.33 Maximum Effort Loan Aid	\$ -	\$ -	\$ -		\$ -	\$ -	\$ -
4.51 QZAB Payments	\$ -	\$ -	\$ -		\$ -	\$ -	\$ -
4.67 LTFM	\$ -	\$ -	\$ -		\$ -	\$ -	\$ -
Restricted:							
4.64 Restricted Fund Balance	\$ 955,711	\$ 955,710	\$ 1		\$ -	\$ -	\$ -
Unassigned:							
4.63 Unassigned Fund Balance	\$ -	\$ -	\$ -		\$ -	\$ -	\$ -
08 TRUST							
Total Revenue	\$ -	\$ -	\$ -		\$ -	\$ -	\$ -
Total Expenditures	\$ -	\$ -	\$ -		\$ -	\$ -	\$ -
Restricted/Reserved:							
4.01 Student Activities	\$ -	\$ -	\$ -		\$ -	\$ -	\$ -
4.02 Scholarships	\$ -	\$ -	\$ -		\$ -	\$ -	\$ -
4.22 Net Assets	\$ -	\$ -	\$ -		\$ -	\$ -	\$ -
18 CUSTODIAL FUND							
Total Revenue	\$ -	\$ -	\$ -		\$ -	\$ -	\$ -
Total Expenditures	\$ -	\$ -	\$ -		\$ -	\$ -	\$ -
Restricted/Reserved:							
4.01 Student Activities	\$ -	\$ -	\$ -		\$ -	\$ -	\$ -
4.02 Scholarships	\$ -	\$ -	\$ -		\$ -	\$ -	\$ -
4.48 Achievement & Integration	\$ -	\$ -	\$ -		\$ -	\$ -	\$ -
4.64 Restricted Fund Balance	\$ -	\$ -	\$ -		\$ -	\$ -	\$ -
20 INTERNAL SERVICE							
Total Revenue	\$ -	\$ -	\$ -		\$ -	\$ -	\$ -
Total Expenditures	\$ -	\$ -	\$ -		\$ -	\$ -	\$ -
4.22 Unassigned Fund Balance	\$ -	\$ -	\$ -		\$ -	\$ -	\$ -
25 OPEB REVOCABLE TRUST							
Total Revenue	\$ -	\$ -	\$ -		\$ -	\$ -	\$ -
Total Expenditures	\$ -	\$ -	\$ -		\$ -	\$ -	\$ -
4.22 Unassigned Fund Balance	\$ -	\$ -	\$ -		\$ -	\$ -	\$ -
45 OPEB IRREVOCABLE TRUST							
Total Revenue	\$ 280,288	\$ 280,288	\$ -		\$ 1,412,485	\$ 1,412,485	\$ -
Total Expenditures	\$ 549,929	\$ 549,929	\$ -		\$ -	\$ -	\$ -
4.22 Unassigned Fund Balance	\$ 1,412,485	\$ 1,412,485	\$ -		\$ -	\$ -	\$ -
47 OPEB DEBT SERVICE							
Total Revenue	\$ 459,435	\$ 459,435	\$ -		\$ -	\$ -	\$ -
Total Expenditures	\$ 507,982	\$ 507,983	\$ (1)		\$ -	\$ -	\$ -
Non Spendable:							
4.60 Non Spendable Fund Balance	\$ -	\$ -	\$ -		\$ -	\$ -	\$ -
Restricted:							
4.25 Bond Refunding	\$ -	\$ -	\$ -		\$ -	\$ -	\$ -
4.64 Restricted Fund Balance	\$ 106,680	\$ 106,679	\$ 1		\$ -	\$ -	\$ -
Unassigned:							
4.63 Unassigned Fund Balance	\$ -	\$ -	\$ -		\$ -	\$ -	\$ -

INDEPENDENT SCHOOL DISTRICT NO. 31
BEMIDJI, MINNESOTA
SCHEDULE OF EXPENDITURES OF FEDERAL AWARDS
YEAR ENDED JUNE 30, 2022

<u>Federal Grantor/Pass-Through Grantor/Program Title</u>	<u>Federal Assistance Listing</u>	<u>Federal Expenditures</u>
<u>U. S. Department of Agriculture</u>		
Pass-Through Minnesota Department of Education:		
Child Nutrition Cluster:		
School Breakfast Program	10.553	\$ 870,739
National School Lunch Program	10.555 *	2,563,702
After School Snack Program	10.555 *	7,768
COVID-19 School Programs Emergency Operating Costs Reimbursement Program	10.555C #	22,345
COVID-19 Supply Chain Assistance Funds	10.555C #	81,115
Commodities Cash Rebate	10.555 *	200
Commodity Distribution - Non-cash	10.555 *	265,790
Summer Food Service Program for Children	10.559	180,348
Fresh Fruit and Vegetables Program	10.582	<u>13,125</u>
Total Child Nutrition Cluster		<u>\$ 4,005,132</u>
Total Department of Agriculture		<u>4,005,132</u>
 <u>U. S. Department of Interior</u>		
477 Cluster:		
Pass-Through Red Lake Band of Ojibwe Indians:		
Indian Education Assistance to Schools	15.130	19,434
Pass-Through Leech Lake Band of Ojibwe Indians:		
Indian Education Assistance to Schools	15.130	<u>16,668</u>
Total 477 Cluster and Department of Interior		<u>36,102</u>
 <u>U. S. Department of the Treasury</u>		
Pass-Through Minnesota Department of Education:		
COVID-19 ARP Summer Academic Enrichment and Mental Health	21.027	44,331
COVID-19 Pandemic Enrollment Loss	21.027	<u>26,036</u>
Total Program 21.027 and Department of the Treasury		<u>70,367</u>
 <u>U. S. Department of Education</u>		
Direct Programs:		
Indian Education Grants to Local Education Agencies	84.060	272,601
Pass-Through Minnesota Department of Education:		
Title I, Grants to Local Education Agencies - Part A	84.010	1,660,608
Title I, Grants to Local Education Agencies - Part D	84.010A	<u>141,022</u>
Total Program 84.010		1,801,630
Special Education Grants for Infants and Families	84.181	32,292
Education for Homeless Children and Youth	84.196	29,999
Supporting Effective Instruction State Grants	84.367	316,837
Student Support and Academic Enrichment Program	84.424	169,783

* - Total Program 10.555: \$2,837,460

- Total Program 10.555C: \$103,460

See Accompanying Notes to the Schedule of Expenditures of Federal Awards.

INDEPENDENT SCHOOL DISTRICT NO. 31
BEMIDJI, MINNESOTA
SCHEDULE OF EXPENDITURES OF FEDERAL AWARDS
YEAR ENDED JUNE 30, 2022

<u>Federal Grantor/Pass-Through Grantor/Program Title</u>	<u>Federal Assistance Listing</u>	<u>Federal Expenditures</u>
Special Education Cluster:		
Special Education Grants to States	84.027	1,211,848
COVID-19 ARP - Special Education Grants to States	84.027X	<u>270,528</u>
Total Program 84.027		<u>1,482,376</u>
Special Education - Preschool Grants	84.173	36,586
COVID-19 Special Education - Preschool Grants	84.173X	<u>23,481</u>
Total Program 84.173		<u>60,067</u>
Total Special Education Cluster		1,542,443
Education Stabilization Fund:		
COVID-19 Governor's Emergency Education Relief Fund (GEER I)	84.425C	4,523
COVID-19 Governor's Emergency Education Relief Fund Expanded Summer Learning	84.425C	25,660
COVID-19 Summer School Age Care	84.425C	105,314
COVID-19 Elementary and Secondary School Education Relief Fund (ESSER I - 90% Formula Allocation)	84.425D	12,508
COVID-19 Elementary and Secondary School Education Relief Fund (ESSER II - 90% Formula Allocation)	84.425D	344,509
COVID-19 Elementary and Secondary School Education Relief Fund Expanded Summer Learning	84.425D	95,536
COVID-19 Elementary and Secondary School Education Relief Fund (ESSER III - 90% Formula Allocation)	84.425U	2,332,237
COVID-19 Elementary and Secondary School Education Relief Fund (ESSER III - 90% Learning Loss)	84.425U	31,359
COVID-19 American Rescue Plan Homeless	84.425W	<u>64,056</u>
Total Program 84.425		3,015,702
Pass-Through North Country Vocational Cooperative Center:		
Carl Perkins Career and Technical Education	84.048	<u>5,276</u>
Total Department of Education		<u>7,186,563</u>
<u>U. S. Department of Health and Human Services</u>		
Pass-Through Minnesota Department of Education:		
Epidemiology and Laboratory Capacity for Infectious Diseases (ELC)	93.323	<u>272,188</u>
 <u>Total Federal Assistance Expended</u>		 <u>\$ 11,570,352</u>

See Accompanying Notes to the Schedule of Expenditures of Federal Awards.

INDEPENDENT SCHOOL DISTRICT NO. 31
BEMIDJI, MINNESOTA
NOTES TO THE SCHEDULE OF EXPENDITURES OF FEDERAL AWARDS
JUNE 30, 2022

NOTE 1 - Basis of Presentation

The accompanying Schedule of Expenditures of Federal Awards (Schedule) includes the federal grant activity of Independent School District No. 31 and is presented on the modified accrual basis of accounting. The information in this schedule is presented in accordance with the requirements of Title 2 U.S. Code of Federal Regulations (CFR) Part 200, *Uniform Administrative Requirement, Cost Principles, and Audit Requirements for Federal Awards*. Therefore, some amounts in this schedule may differ from amounts presented in, or used in the preparation of the financial statements.

NOTE 2 - Child Nutrition Cluster

Cash receipts from the U. S. Department of Agriculture through the Minnesota Department of Education are included in revenues from federal sources. It is assumed that federal funds are expended first.

NOTE 3 - Food Donation Program

Program regulations do not require the District to maintain separate inventory records for purchased food and food received from the U.S. Department of Agriculture. This non-monetary assistance (expenditures) is reported in the Schedule at the fair market value of the commodities received.

NOTE 4 - Matching Requirements

Certain Federal programs require that the District contribute non-federal funds (matching funds) to support the Federally-funded programs. The District has complied with the matching requirements. The expenditure of non-Federal matching funds is not included on the Schedule.

NOTE 5 - Pass-through Entities

All pass-through entities listed above use the same Assistance Listing as the federal grantors to identify these grants, and have not assigned any additional identifying numbers.

NOTE 6 - Indirect Cost Rate

The District has not elected to use the 10 percent de Minimis indirect cost rate as allowed under the Uniform Guidance.

NOTE 7 – Subrecipients

The District did not pass any federal money to subrecipients.

INDEPENDENT SCHOOL DISTRICT NO. 31
BEMIDJI, MINNESOTA
TAX LEVIES, TAX RATES AND STUDENT CENSUS
JUNE 30, 2022
(Unaudited)

	2022	2021	2020	2019	2018	2017	2016	2015	2014	2013
Property Tax Levies										
General Referendum	\$ 4,207,212	\$ 4,591,048	\$ 4,385,741	\$ 4,426,217	\$ 4,212,906	\$ 4,046,964	\$ 3,634,379	\$ 3,085,459	\$ 2,235,880	\$ 2,790,555
General Maintenance	2,349,852	2,628,631	2,381,177	2,523,555	2,889,584	2,635,476	2,386,415	1,674,437	1,944,504	1,755,458
Community Service	409,227	398,231	397,253	397,361	393,632	399,515	397,736	405,970	392,049	391,859
Debt Redemption	2,745,190	2,981,097	2,977,781	3,269,736	3,207,508	3,236,241	2,907,070	3,411,683	3,369,247	3,688,980
OPEB Pension Debt	539,478	455,507	497,071	419,719	531,787	540,755	540,399	567,439	567,283	572,559
Total Property Tax Levies	<u>\$ 10,250,959</u>	<u>\$ 11,054,514</u>	<u>\$ 10,639,023</u>	<u>\$ 11,036,588</u>	<u>\$ 11,235,417</u>	<u>\$ 10,858,951</u>	<u>\$ 9,865,999</u>	<u>\$ 9,144,988</u>	<u>\$ 8,508,963</u>	<u>\$ 9,199,411</u>
Taxable Net Tax Capacity										
Beltrami County	\$ 37,475,615	\$ 35,496,174	\$ 33,514,510	\$ 32,536,100	\$ 33,054,455	\$ 29,489,284	\$ 28,354,154	\$ 27,270,002	\$ 26,472,612	\$ 26,192,709
Hubbard County	4,557,200	4,204,662	4,044,926	3,813,556	3,671,810	3,665,525	3,490,189	3,369,273	3,228,077	3,094,207
Total Net Tax Capacity	<u>\$ 42,032,815</u>	<u>\$ 39,700,836</u>	<u>\$ 37,559,436</u>	<u>\$ 36,349,656</u>	<u>\$ 36,726,265</u>	<u>\$ 33,154,809</u>	<u>\$ 31,844,343</u>	<u>\$ 30,639,275</u>	<u>\$ 29,700,689</u>	<u>\$ 29,286,916</u>
Property Tax Rate	14.379%	16.280%	16.649%	18.185%	19.122%	20.546%	19.569%	19.777%	21.121%	21.883%
Referendum Market Values										
Beltrami County	\$ 2,837,101,753	\$ 2,696,628,550	\$ 2,553,449,365	\$ 2,452,528,803	\$ 2,452,315,627	\$ 2,227,619,509	\$ 2,150,115,763	\$ 2,082,158,556	\$ 2,036,184,585	\$ 2,011,066,868
Hubbard County	329,457,985	301,493,875	289,065,360	266,918,325	256,523,055	256,399,775	234,803,780	231,993,545	219,091,135	209,651,955
Total Referendum Market Values	<u>\$ 3,166,559,738</u>	<u>\$ 2,998,122,425</u>	<u>\$ 2,842,514,725</u>	<u>\$ 2,719,447,128</u>	<u>\$ 2,708,838,682</u>	<u>\$ 2,484,019,284</u>	<u>\$ 2,384,919,543</u>	<u>\$ 2,314,152,101</u>	<u>\$ 2,255,275,720</u>	<u>\$ 2,220,718,823</u>
Referendum Rate	0.13286%	0.15313%	0.15429%	0.16276%	0.15553%	0.16292%	0.15239%	0.13333%	0.09914%	0.12566%
Students Served (Weighted ADM/PUN*s)										
Residents	6,025.99	6,022.15	6,128.52	6,112.08	6,077.09	6,015.66	6,022.15	5,917.70	6,387.40	6,276.61
Nonresidents in District										
Tuition	43.38	39.33	51.08	49.76	55.24	51.73	55.68	70.15	68.90	75.52
Enrollment Options	309.80	305.15	325.38	296.26	319.31	327.21	342.88	321.44	333.15	348.44
Ineligible	1.22	1.47	2.95	1.98	1.22	1.35	0.72	0.25	0.01	0.08
Shared Aid	11.11	9.39	10.27	9.75	9.69	9.73	9.07	10.33	13.48	12.23
Shared Time Tuition	-	-	-	-	-	-	-	-	-	0.26
Adults	-	-	-	-	-	-	-	-	-	-
Residents Outside District										
Tuition	(9.03)	(13.60)	(16.72)	(16.01)	(17.69)	(22.99)	(21.92)	(15.48)	(21.65)	(28.21)
Charter	(661.47)	(628.21)	(443.38)	(527.49)	(504.41)	(492.69)	(475.88)	(502.56)	(528.32)	(482.83)
Enrollment Options	(539.04)	(482.48)	(441.18)	(399.68)	(394.65)	(338.23)	(351.72)	(342.12)	(402.42)	(379.00)
Total Students Served	<u>5,181.96</u>	<u>5,253.20</u>	<u>5,616.92</u>	<u>5,526.65</u>	<u>5,545.80</u>	<u>5,551.77</u>	<u>5,580.98</u>	<u>5,459.71</u>	<u>5,850.55</u>	<u>5,823.10</u>
Adjusted Weighted ADM/PUN*s*	5,135.27	5,216.61	5,569.34	5,481.17	5,497.34	5,511.95	5,537.43	5,394.46	5,789.81	5,763.22
Resident ADM's	5,512.15	5,509.98	5,638.63	5,616.39	5,588.53	5,533.72	5,532.34	5,443.18	5,578.91	5,461.95

*The State of Minnesota changed to Pupil Unit Weightings (PUN) from Weighted Average Daily Membership (WADM) in the year ending June 30, 2015 to calculate general education aid.



MILLER MCDONALD, INC.
Certified Public Accountants
513 Beltrami Avenue
P.O. Box 486
Bemidji, MN 56619
(218) 751 - 6300
Fax (218) 751 - 0782
www.millermcdonald.com

**INDEPENDENT AUDITOR'S REPORT ON COMPLIANCE BASED ON AN AUDIT
OF THE FINANCIAL STATEMENTS PERFORMED IN ACCORDANCE
WITH THE MINNESOTA LEGAL COMPLIANCE AUDIT GUIDE
FOR SCHOOL DISTRICTS**

**The Board of Education
Independent School District No. 31
Bemidji, Minnesota**

We have audited, in accordance with auditing standards generally accepted in the United States of America and the standards applicable to financial audits contained in *Government Auditing Standards*, issued by the Comptroller General of the United States, the financial statements of the governmental activities, each major fund, and the aggregate remaining fund information of Independent School District No. 31 – Bemidji, Minnesota as of and for the year ended June 30, 2022, and the related notes to the financial statements, which collectively comprise the Independent School District No. 31 – Bemidji, Minnesota's basic financial statements, and have issued our report thereon dated June 28, 2023.

In connection with our audit, nothing came to our attention that caused us to believe that Independent School District No. 31 – Bemidji, Minnesota failed to comply with the provisions of the contracting – bid laws, deposits of public funds and public investments, conflicts of interest, public indebtedness, claims and disbursements, miscellaneous provisions, and uniform financial accounting and reporting standards sections of the *Minnesota Legal Compliance Audit Guide for School Districts*, promulgated by the State Auditor pursuant to Minn. Stat. §6.65, insofar as they relate to accounting matters. However, our audit was not directed primarily toward obtaining knowledge of such noncompliance. Accordingly, had we performed additional procedures, other matters may have come to our attention regarding the Independent School District No. 31 – Bemidji, Minnesota's noncompliance with the above referenced provisions, insofar as they relate to accounting matters.

The purpose of this report is solely to describe the scope of our testing of compliance and the results of that testing, and not to provide an opinion on compliance. Accordingly, this communication is not suitable for any other purpose.

Miller McDonald, Inc.

June 28, 2023
Bemidji, Minnesota



MILLER MCDONALD, INC.
Certified Public Accountants
513 Beltrami Avenue
P.O. Box 486
Bemidji, MN 56619
(218) 751 - 6300
Fax (218) 751 - 0782
www.millermcdonald.com

INDEPENDENT AUDITOR’S REPORT ON INTERNAL CONTROL OVER FINANCIAL REPORTING AND ON COMPLIANCE AND OTHER MATTERS BASED ON AN AUDIT OF FINANCIAL STATEMENTS PERFORMED IN ACCORDANCE WITH GOVERNMENT AUDITING STANDARDS

**The Board of Education
Independent School District No. 31
Bemidji, Minnesota**

We have audited, in accordance with the auditing standards generally accepted in the United States of America and the standards applicable to financial audits contained in *Government Auditing Standards* issued by the Comptroller General of the United States, the financial statements of the governmental activities, each major fund, and the aggregate remaining fund information of Independent School District No. 31 – Bemidji, Minnesota, as of and for the year ended June 30, 2022, and the related notes to the financial statements, which collectively comprise Independent School District No. 31 – Bemidji, Minnesota’s basic financial statements, and have issued our report thereon dated June 28, 2023.

Report on Internal Control Over Financial Reporting

In planning and performing our audit of the financial statements, we considered Independent School District No. 31 – Bemidji, Minnesota’s internal control over financial reporting (internal control) as a basis for designing audit procedures that are appropriate in the circumstances for the purpose of expressing our opinions on the financial statements, but not for the purpose of expressing an opinion on the effectiveness of Independent School District No. 31 – Bemidji, Minnesota’s internal control. Accordingly, we do not express an opinion on the effectiveness of Independent School District No. 31 – Bemidji, Minnesota’s internal control.

A deficiency in internal control exists when the design or operation of a control does not allow management or employees, in the normal course of performing their assigned functions, to prevent, or detect and correct, misstatements on a timely basis. *A material weakness* is a deficiency, or a combination of deficiencies, in internal control, such that there is a reasonable possibility that a material misstatement of the entity’s financial statements will not be prevented, or detected and corrected on a timely basis. *A significant deficiency* is a deficiency, or a combination of deficiencies, in internal control that is less severe than a material weakness, yet important enough to merit attention by those charged with governance.

Our consideration of internal control was for the limited purpose described in the first paragraph of this section and was not designed to identify all deficiencies in internal control that might be material weaknesses or, significant deficiencies. Given these limitations, during our audit we did not identify any deficiencies in internal that we consider to be material weaknesses. However, material weaknesses may exist that have not been identified.

**Independent School District No. 31
Bemidji, Minnesota**

Report on Compliance and Other Matters

As part of obtaining reasonable assurance about whether Independent School District No. 31 – Bemidji, Minnesota’s financial statements are free of material misstatement, we performed tests of its compliance with certain provisions of laws, regulations, contracts, and grant agreements, noncompliance with which could have a direct and material effect on the financial statements. However, providing an opinion on compliance with those provisions was not an objective of our audit, and accordingly, we do not express such an opinion. The results of our tests disclosed no instances of noncompliance or other matters that are required to be reported under *Government Auditing Standards*.

Purpose of this Report

The purpose of this report is solely to describe the scope of our testing of internal control and compliance and the results of that testing, and not to provide an opinion on the effectiveness of the entity’s internal control or on compliance. This report is an integral part of an audit performed in accordance with *Government Auditing Standards* in considering the entity’s internal control and compliance. Accordingly, this communication is not suitable for any other purpose.

Miller McDonald, Inc.

June 28, 2023
Bemidji, Minnesota



MILLER MCDONALD, INC.
Certified Public Accountants
513 Beltrami Avenue
P.O. Box 486
Bemidji, MN 56619
(218) 751 - 6300
Fax (218) 751 - 0782
www.millermcdonald.com

**INDEPENDENT AUDITOR’S REPORT ON COMPLIANCE FOR
EACH MAJOR PROGRAM AND ON INTERNAL CONTROL
OVER COMPLIANCE REQUIRED BY THE UNIFORM GUIDANCE**

**The Board of Education
Independent School District No. 31
Bemidji, Minnesota**

Report on Compliance for Each Major Federal Program

Opinion on Each Major Federal Program

We have audited Independent School District No. 31 – Bemidji, Minnesota’s compliance with the types of compliance requirements described in the *OMB Compliance Supplement* that could have a direct and material effect on each of Independent School District No. 31 – Bemidji, Minnesota’s major federal programs for the year ended June 30, 2022. Independent School District No. 31 – Bemidji, Minnesota’s major federal programs are identified in the summary of auditor’s results section of the accompanying schedule of findings and questioned costs.

In our opinion, Independent School District No. 31 – Bemidji, Minnesota complied, in all material respects, with the types of compliance requirements referred to above that could have a direct and material effect on each of its major federal programs for the year ended June 30, 2022.

Basis for Opinion on Each Major Federal Program

We conducted our audit of compliance in accordance with auditing standards generally accepted in the United States of America; the standards applicable to financial audits contained in *Government Auditing Standards*, issued by the Comptroller General of the United States; and the audit requirements of Title 2 U.S. Code of Federal Regulations Part 200, *Uniform Administrative Requirements, Cost Principles, and Audit Requirements for Federal Awards* (Uniform Guidance). Our responsibilities under those standards and the Uniform Guidance are further described in the Auditor’s Responsibilities for the Audit of Compliance section of our report.

We are required to be independent of Independent School District No. 31 – Bemidji, Minnesota and to meet our other ethical responsibilities, in accordance with relevant ethical requirements relating to our audit. We believe that the audit evidence we have obtained is sufficient and appropriate to provide a basis for our opinion on compliance for each major federal program. Our audit does not provide a legal determination of Independent School District No. 31 – Bemidji, Minnesota’s compliance with the compliance requirement referred to above.

Responsibilities of Management for Compliance

Management is responsible for compliance with the requirements referred to above and for the design, implementation, and maintenance of effective internal control over compliance with the requirements of laws, statutes, regulations, rules, and provisions of contracts or grant agreements applicable to Independent School District No. 31 – Bemidji, Minnesota’s federal programs.

Auditor’s Responsibilities for the Audit of Compliance

Our objectives are to obtain reasonable assurance about whether material noncompliance with the compliance requirements referred to above occurred, whether due to fraud or error, and express an opinion on Independent School District No. 31 – Bemidji, Minnesota’s compliance based on our audit. Reasonable assurance is a high level of assurance but is not absolute assurance and therefore is not a guarantee that an audit conducted in accordance with generally accepted auditing standards, *Government Auditing Standards*, and the Uniform Guidance will always detect material noncompliance when it exists. The risk of not detecting material noncompliance resulting from fraud is higher than for that resulting from error, as fraud may involve collusion, forgery, intentional omissions, misrepresentations, or the override of internal control. Noncompliance with the compliance requirements referred to above is considered material if there is a substantial likelihood that, individually or in the aggregate, it would influence the judgement made by a reasonable user of the report on compliance about Independent School District No. 31 – Bemidji, Minnesota’s compliance with the requirements of each major federal program as a whole.

In performing an audit in accordance with generally accepted auditing standards, *Government Auditing Standards*, and the Uniform Guidance, we:

- Exercise professional judgment and maintain professional skepticism throughout the audit.
- Identify and assess the risks of material noncompliance, whether due to fraud or error, and design and perform audit procedures responsive to those risks. Such procedures include examining, on a test basis, evidence regarding Independent School District No. 31 – Bemidji, Minnesota’s compliance with the compliance requirements referred to above and performing such other procedures as we considered necessary in the circumstances.
- Obtain an understanding of Independent School District No. 31 – Bemidji, Minnesota’s internal control over compliance relevant to the audit in order to design audit procedures that are appropriate in the circumstances and to test and report on internal control over compliance in accordance with the Uniform Guidance, but not for the purpose of expressing an opinion on the effectiveness of Independent School District No. 31 – Bemidji, Minnesota’s internal control over compliance. Accordingly, no such opinion is expressed.

We are required to communicate with those charged with governance regarding, among other matters, the planned scope and timing of the audit and any significant deficiencies and material weaknesses in internal control over compliance that we identified during the audit.

Report on Internal Control over Compliance

A *deficiency in internal control over compliance* exists when the design or operation of a control over compliance does not allow management or employees, in the normal course of performing their assigned functions, to prevent, or detect and correct, noncompliance with a type of compliance requirement of a federal program on a timely basis. A *material weakness in internal control over compliance* is a deficiency, or a combination of deficiencies, in internal control over compliance, such that there is a reasonable possibility that material noncompliance with a type of compliance requirement of a federal program will not be prevented, or detected and corrected, on a timely basis. A *significant deficiency in internal control over compliance* is a deficiency, or a combination of deficiencies, in internal control over compliance with a type of compliance requirement of a federal program that is less severe than a material weakness in internal control over compliance, yet important enough to merit attention by those charged with governance.

Our consideration of internal control over compliance was for the limited purpose described in the Auditor's Responsibilities for the Audit of Compliance section above and was not designed to identify all deficiencies in internal control over compliance that might be material weaknesses or significant deficiencies in internal control over compliance. Given these limitations, during our audit we did not identify any deficiencies in internal control over compliance that we consider to be material weaknesses, as defined above. However, material weaknesses or significant deficiencies in internal control over compliance may exist that were not identified.

Our audit was not designed for the purpose of expressing an opinion on the effectiveness of internal control over compliance. Accordingly, no such opinion is expressed.

The purpose of this report on internal control over compliance is solely to describe the scope of our testing of internal control over compliance and the results of that testing based on the requirements of the Uniform Guidance. Accordingly, this report is not suitable for any other purpose.

Miller McDonald, Inc.

June 28, 2023
Bemidji, Minnesota

INDEPENDENT SCHOOL DISTRICT NO. 31
BEMIDJI, MINNESOTA
SCHEDULE OF FINDINGS AND QUESTIONED COSTS
YEAR ENDED JUNE 30, 2022

I. SUMMARY OF AUDITOR'S RESULTS.

Financial Statements

What type of auditor's report is issued? **Unmodified**

Internal control over financial reporting:

Material weakness(es) identified? _____ Yes X No

Significant deficiency(ies) identified? _____ Yes X None Reported

Noncompliance material to the financial statements noted? _____ Yes X No

Federal Awards

Internal controls over major federal award programs:

Material weakness(es) identified? _____ Yes X No

Significant deficiency(ies) identified? _____ Yes X None Reported

Type of auditor's report issued on compliance for all major programs? **Unmodified**

Any audit findings disclosed that are required to be reported in accordance with 2 CFR 200.516(a)? _____ Yes X No

Identification of major programs:

<u>Program or Cluster</u>	<u>Assistance Listing</u>
U.S. Department of Education:	
Child Nutrition Cluster	10.553, 10.555, 10.559, and 10.852
Education Stabilization Fund	84.425
Supporting Effective Instruction State Grants	84.367

Dollar threshold for distinguishing type A or B programs: **\$ 750,000**

Auditee qualified as a low-risk auditee? _____ Yes X No

INDEPENDENT SCHOOL DISTRICT NO. 31
BEMIDJI, MINNESOTA
SCHEDULE OF FINDINGS AND QUESTIONED COSTS
YEAR ENDED JUNE 30, 2022

II. FINDINGS – FINANCIAL STATEMENT AUDIT

INTERNAL CONTROL

None

III. FINDINGS AND QUESTIONED COSTS – MAJOR FEDERAL AWARD PROGRAMS AUDIT

INTERNAL CONTROL

None

COMPLIANCE

None

QUESTIONED COSTS

None

IV. FINDINGS – MINNESOTA LEGAL COMPLIANCE

None