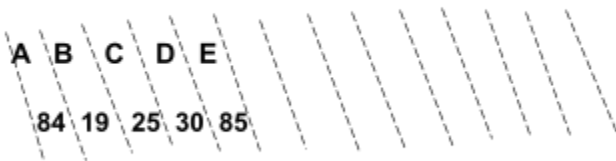
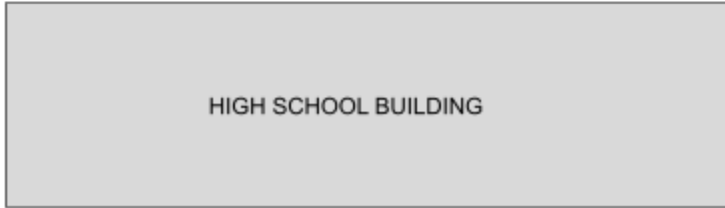


HIGH SCHOOL AM


AM Transfer Buses
Trek North - #84, #19, #25
Voyageurs - #30, #85



Front entrances




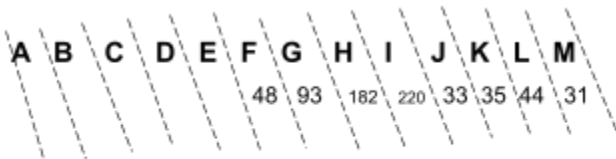
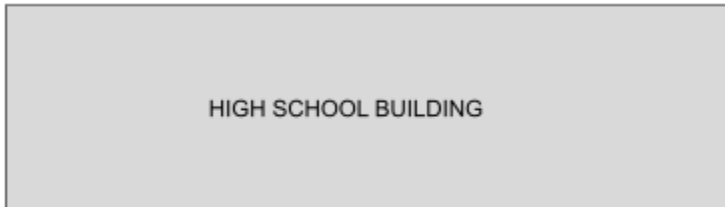
BUSES DROP AS THEY ARRIVE



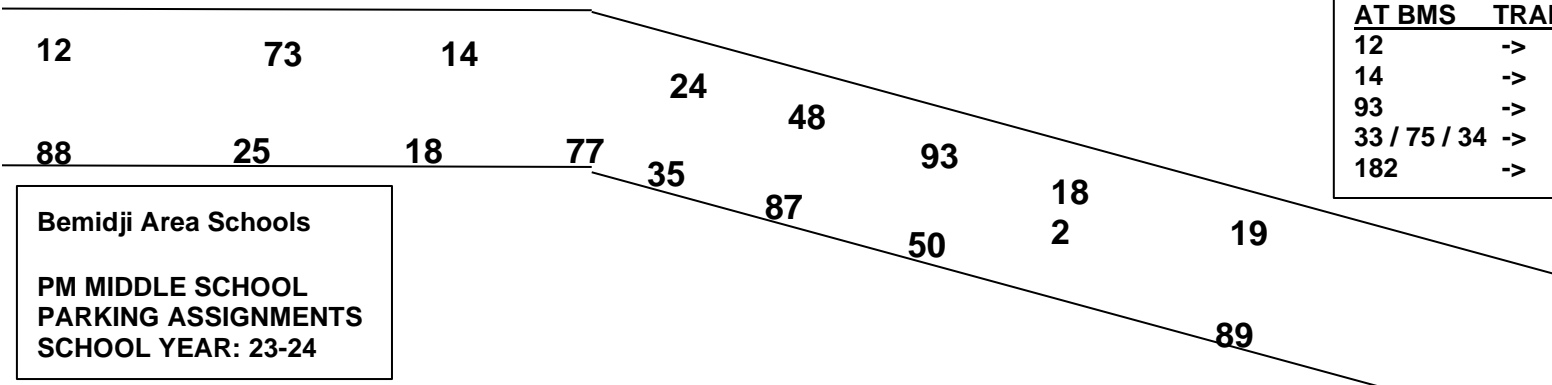
HIGH SCHOOL PM



Front entrances



TRANSFER BUSES		
AT BMS		TRANSFER
12	->	61
14	->	56
93	->	62
33 / 75 / 34	->	68 NORTHERN
182	->	181



Bemidji Area Schools
PM MIDDLE SCHOOL
PARKING ASSIGNMENTS
SCHOOL YEAR: 23-24

Q	P	O	N	M	L	K	J	I	H	G	F	E	D	B	A	
	32	39	23	78		75	34	220	30	28	29	31	76	15	45	GYM BIN
			60	183			33	44		27			38		36	KANDILAND

WALK ZONE & SCHOOL DROPS

CENTRAL: 18 (32 BACKUP)
HORACE MAY: 89 (60 BACKUP)
JW / BOYS & GIRLS: 76 & 39 (15 & 45 BACKUP)
LINCOLN: 35 & 87
NORTHERN: 33, 75, & 34 (78 & 14 BACKUP)
PALACE JUNCTION: 23
RED LAKE: 19 & 48

8/03/2023

GENE DILLON PARKING ASSIGNMENT
ROWS A-H ARE SPED PARKING AM/PMS
AM BUSES DROP AS THEY ARRIVE
PM FOLLOW ASSIGNMENT BELOW



GENE DILLON DIRECT ROUTE CHEAT SHEET:

38- ARCHERY/MID VALLEY

87- CENTRAL + 12TH & 14TH & MINNESOTA

28- J.W. SMITH

34- MISSISSIPPI & PARK

50- BOYS & GIRLS CLUB

39- ADAMS AVE SOUTH OF DIVISION

32- BSU AREA (LAKE/BIXBY)

75- CONIFER

25- ADAMS AVE NORTH


23- BMS DIRECT

94- RED LAKE DIRECT


88- HIDDEN TRAIL

HORACE MAY PARKING

AM ↓



PM ↓



PARKING ASSIGNMENTS

J.W. SMITH PM


SpEd is in the back staff parking lot



BEMIDJI AREA SCHOOLS LINCOLN PARKING CHART

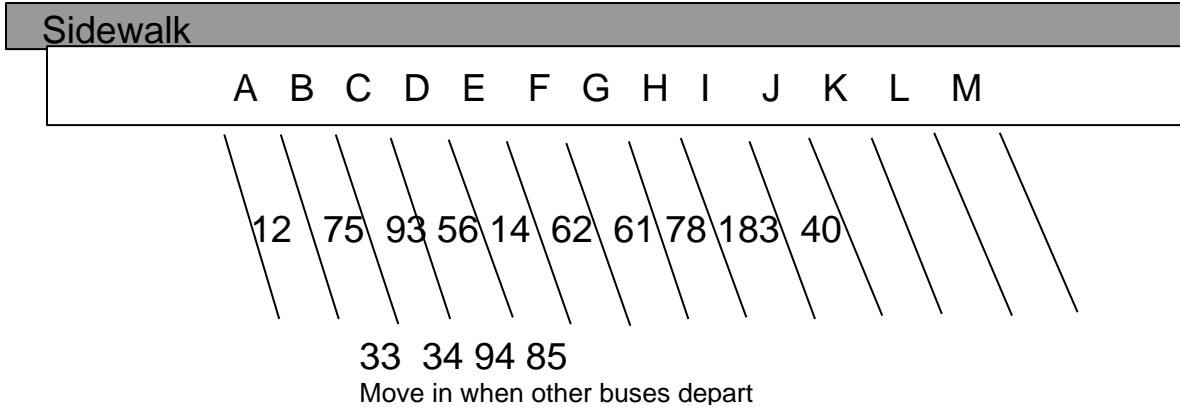
AM Park parallel to the curb as you arrive

PM parking

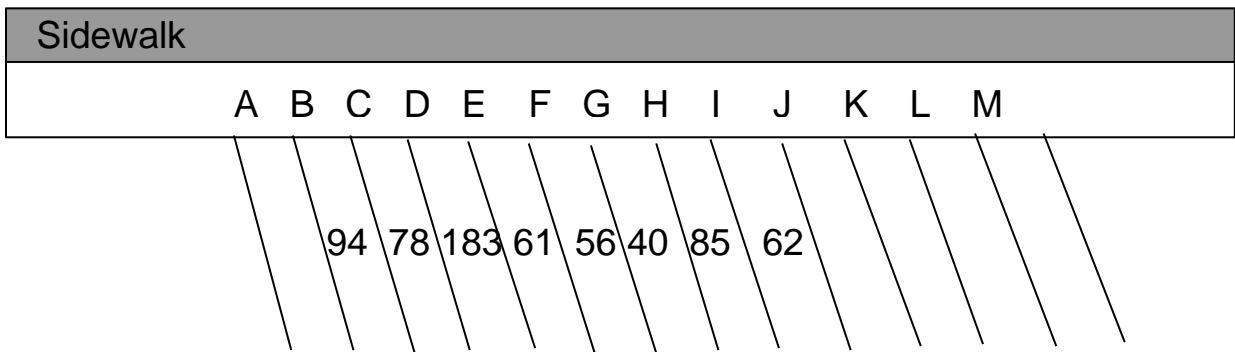


Northern Parking Chart

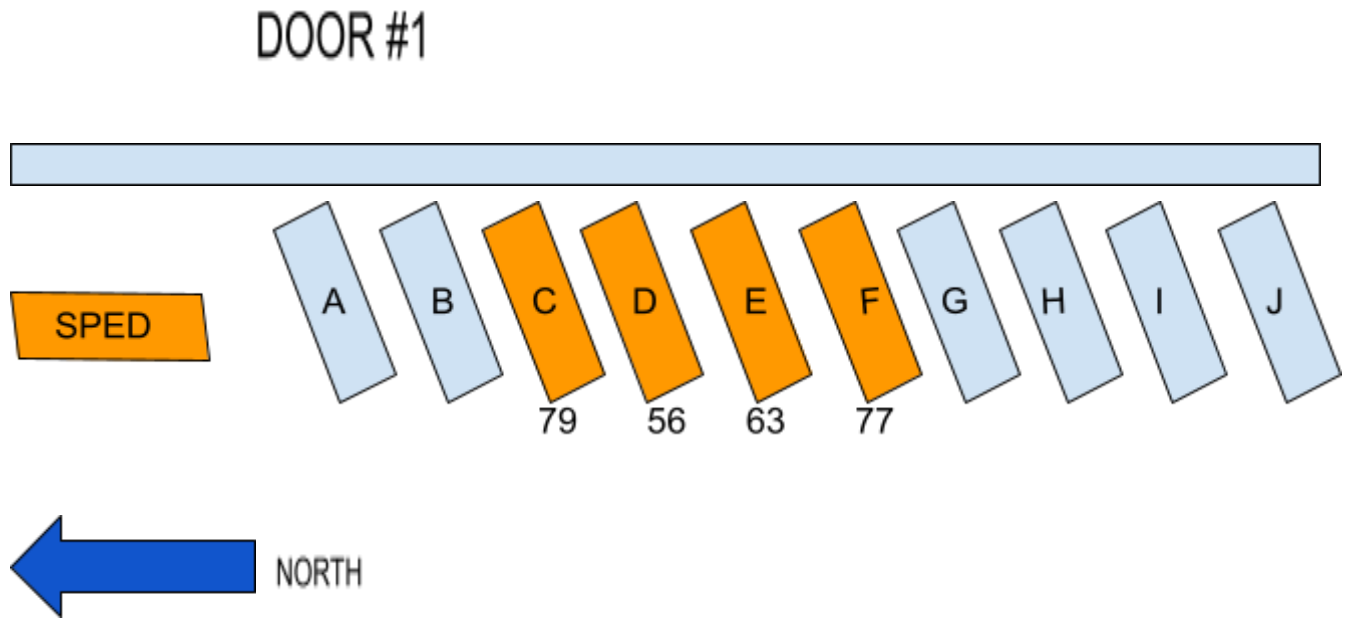
AM



Northern Parking PM



Paul Bunyan Parking - **Afternoon**



Morning: Drop in the order you arrive